

**Descriptions**

- Small signal application
- Switching application

**Features**

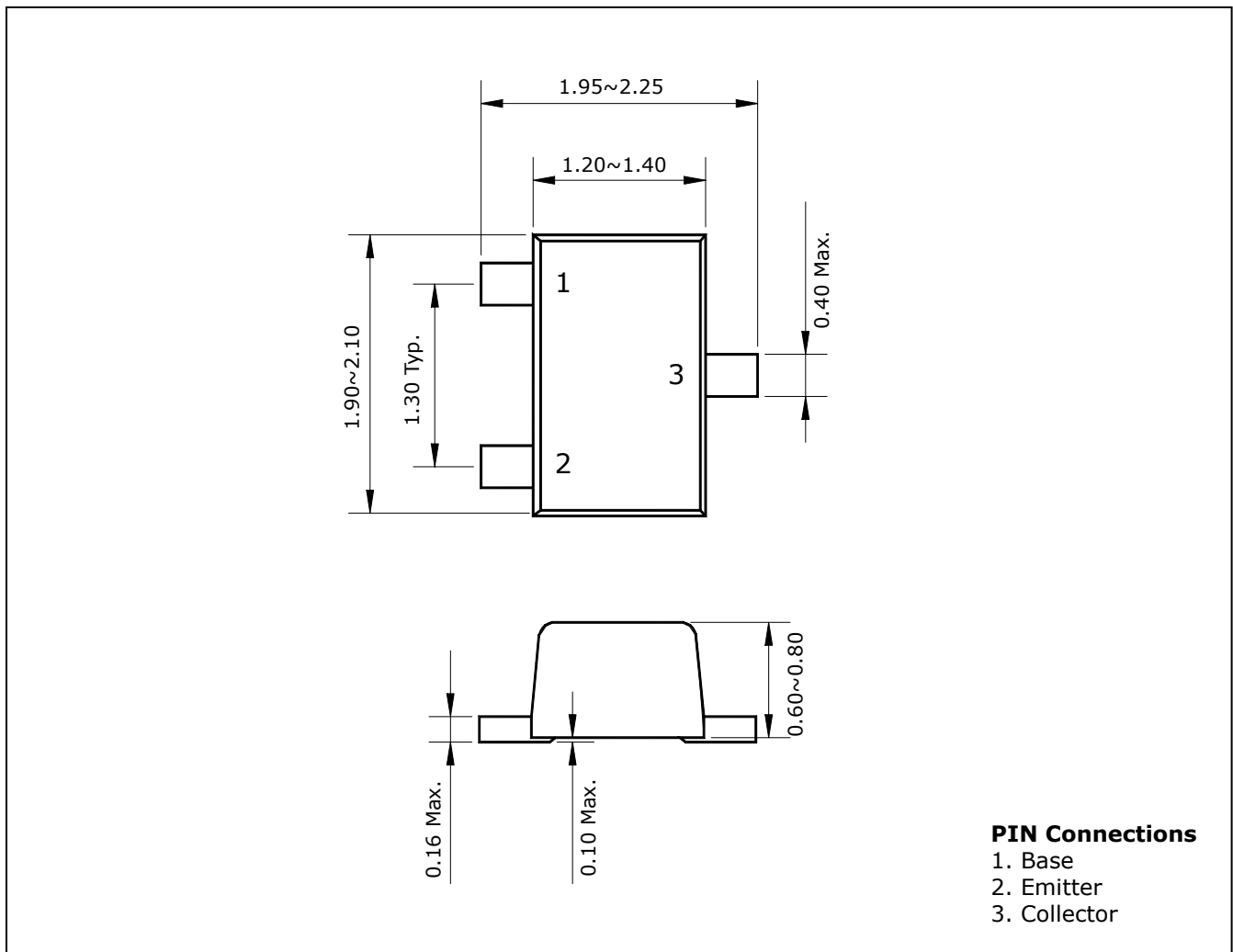
- Low  $V_{CE(SAT)}$  : 0.3V max @  $I_C=50$  mA
- High speed switching :  $t_f=50$  ns max @  $I_C=10$  mA
- Complementary pair with SBT3906UF

**Ordering Information**

Type NO.	Marking	Package Code
SBT3904UF	1A	SOT-323F

**Outline Dimensions**

unit : mm



## Absolute maximum ratings

Ta=25°C

Characteristic	Symbol	Rating	Unit
Collector-Base voltage	$V_{CBO}$	60	V
Collector-Emitter voltage	$V_{CEO}$	40	V
Emitter-base voltage	$V_{EBO}$	6	V
Collector current	$I_C$	200	mA
Collector Power dissipation	$P_C^*$	350	mW
Junction temperature	$T_J$	150	°C
Storage temperature range	$T_{stg}$	-55~150	°C

\* : Device mounted on 99.5% alumina 10×8×0.6mm

## Electrical Characteristics

Ta=25°C

Characteristic	Symbol	Test Condition	Min.	Typ.	Max.	Unit
Collector-Base breakdown voltage	$BV_{CBO}$	$I_C=10\mu A, I_E=0$	60	-	-	V
Collector-Emitter breakdown voltage	$BV_{CEO}$	$I_C=1mA, I_B=0$	40	-	-	V
Emitter-Base breakdown voltage	$BV_{EBO}$	$I_E=10\mu A, I_C=0$	6	-	-	V
Collector cut-off current	$I_{CEX}$	$V_{CE}=30V, V_{BE}=-3V$	-	-	50	nA
DC current gain	$h_{FE}$	$V_{CE}=1V, I_C=10mA$	100	-	300	-
Collector-Emitter saturation voltage	$V_{CE(sat)}$	$I_C=50mA, I_B=5mA$	-	-	0.3	V
Transition frequency	$f_T$	$V_{CE}=20V, I_C=10mA, f=100MHz$	300	-	-	MHz
Collector output capacitance	$C_{ob}$	$V_{CB}=5V, I_E=0, f=1MHz$	-	-	4	pF
Turn on delay time	$t_d$	$V_{CC}=3V, V_{BE(off)}=0.5V$ $I_C=10mA, I_{B1}=1mA$	-	-	35	ns
Rise time	$t_r$		-	-	35	ns
Storage time	$t_s$	$V_{CC}=3V, I_C=10mA,$ $I_{B1}=-I_{B2}=1mA$	-	-	200	ns
Fall Time	$t_f$		-	-	50	ns

Electrical Characteristic Curves

Fig. 1  $P_C-T_a$

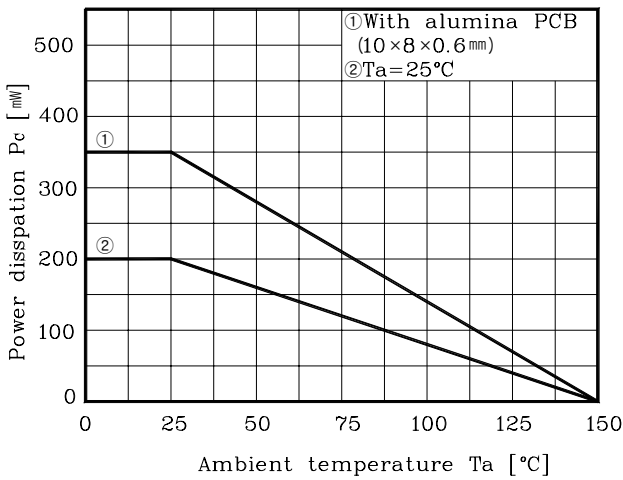


Fig. 2  $h_{FE}-I_C$

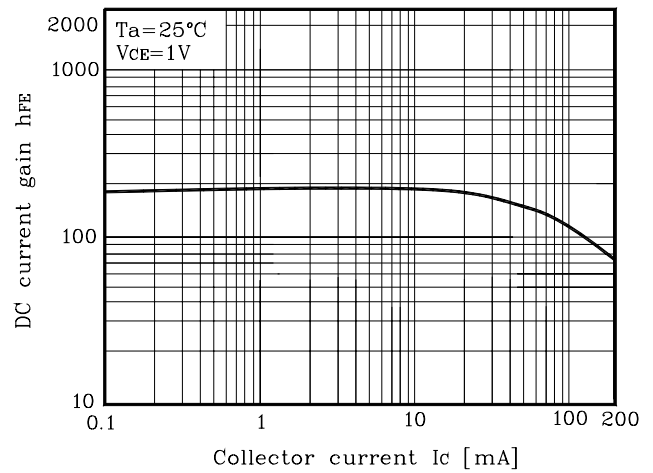
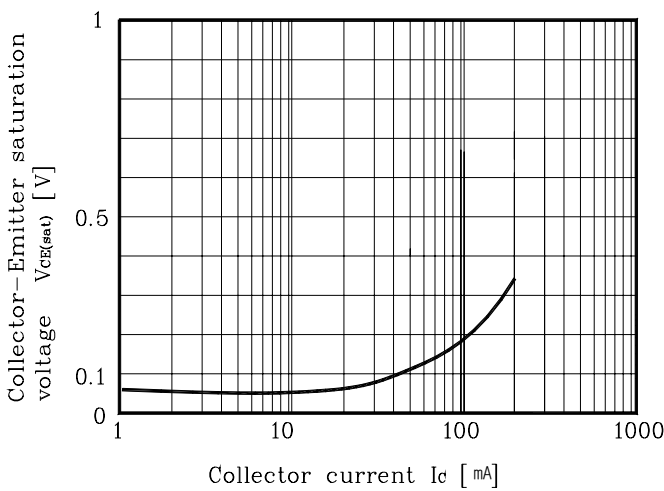


Fig. 3  $V_{CE(sat)}-I_C$



The AUK Corp. products are intended for the use as components in general electronic equipment (Office and communication equipment, measuring equipment, home appliance, etc.).

Please make sure that you consult with us before you use these AUK Corp. products in equipments which require high quality and / or reliability, and in equipments which could have major impact to the welfare of human life(atomic energy control, airplane, spaceship, transportation, combustion control, all types of safety device, etc.). AUK Corp. cannot accept liability to any damage which may occur in case these AUK Corp. products were used in the mentioned equipments without prior consultation with AUK Corp..

Specifications mentioned in this publication are subject to change without notice.