

Features

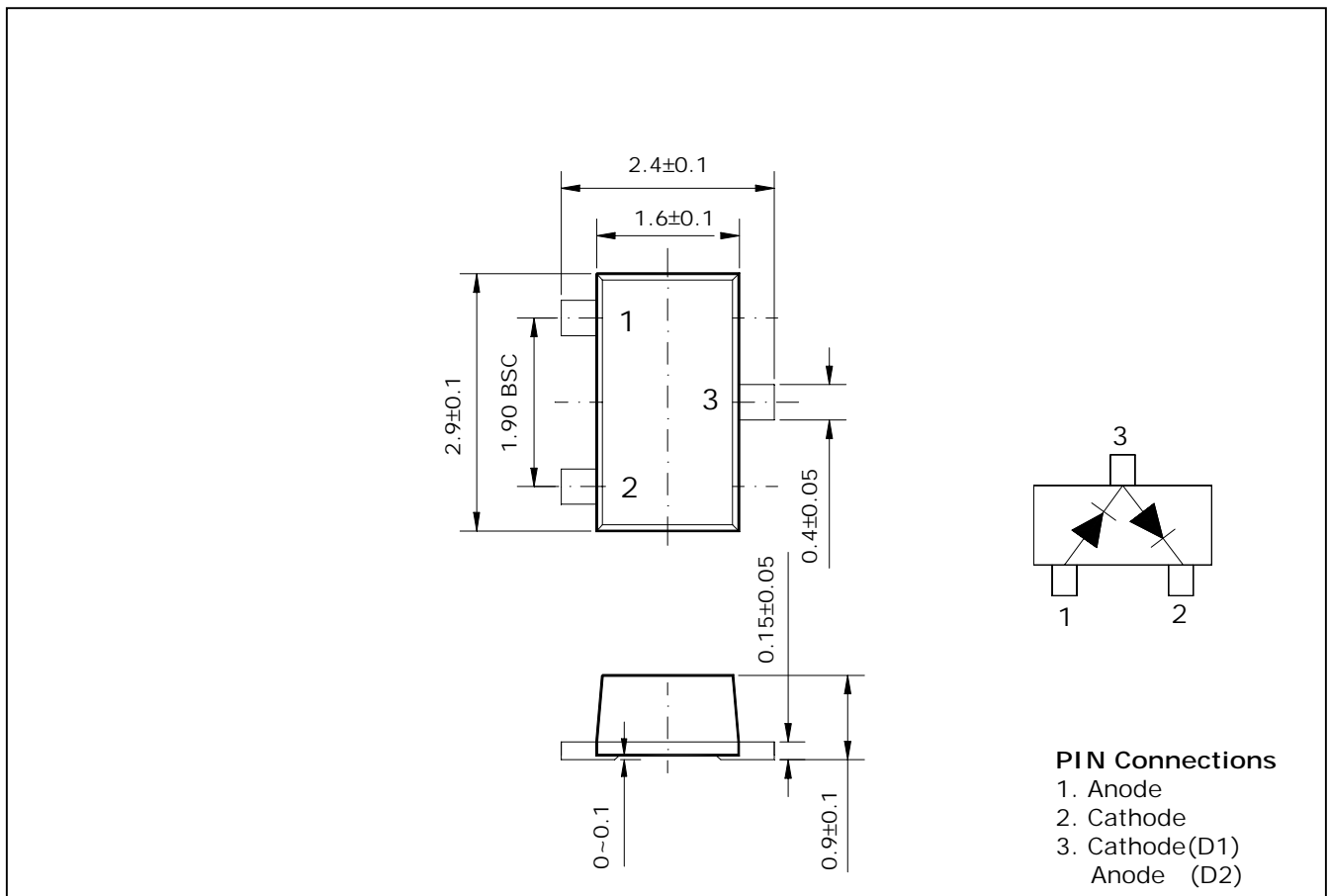
- SMD package : SOT-23F
- Low capacitance : $C_T=0.25\text{pF(Typ.)}$
- Series resistance : $r_s=7\Omega\text{(Typ.)}$
- VHF tuner band RF attenuator application
- AGC for UHF/VHF tuner

Ordering Information

Type No.	Marking	Package Code
SDP520WMF	W2M	SOT-23F

Outline Dimensions

unit : mm



Absolute maximum ratings**Ta=25°C**

Characteristic	Symbol	Ratings	Unit
Continuous reverse voltage	V_R	50	V
Forward current	I_F^*	50	mA
Junction temperature	T_j	150	°C
Storage temperature	T_{stg}	-55 ~ 150	°C

* : Unit ratings. Total rating = Unit rating × 1.5

Electrical Characteristics**Ta=25°C**

Characteristic	Symbol	Test Condition	Min.	Typ.	Max.	Unit
Reverse voltage	V_R	$I_R=10\mu A$	50	-	-	V
Reverse current	I_R	$V_R=50V$	-	-	0.1	μA
Forward voltage	V_F	$I_F=50mA$	-	0.95	-	V
Total capacitance	C_T	$V_R=50V, f=1MHz$	-	0.25	0.5	pF
Series resistance	r_S	$I_F=0.01mA, f=100MHz$	-	2800	-	Ω
		$I_F=0.1mA, f=100MHz$	-	380	-	Ω
		$I_F=1mA, f=100MHz$	-	45	-	Ω
		$I_F=10mA, f=100MHz$	-	7	-	Ω

Fig. 1 I_C-T_a

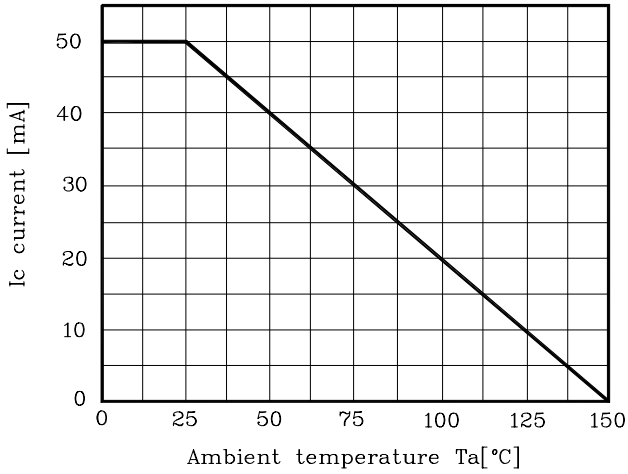


Fig. 2 I_F-V_F

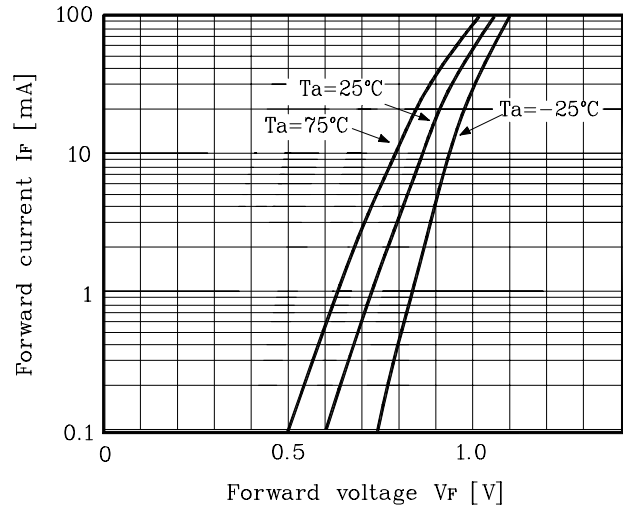


Fig. 3 C_T-V_R

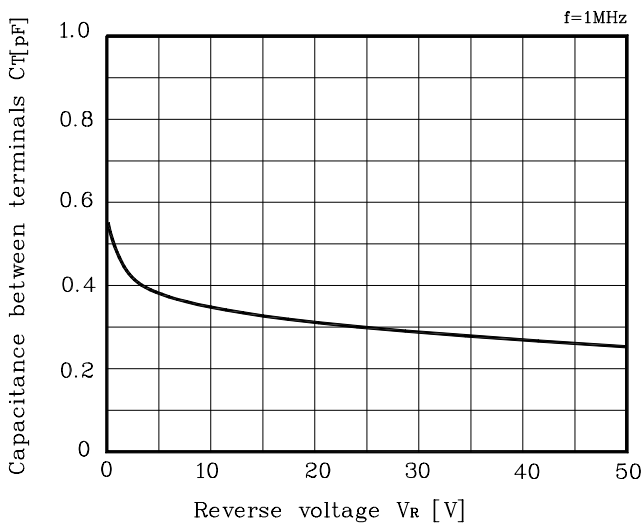


Fig. 4 r_s-I_F

