

SMD MODEM TRANSFORMER

MODEL NO. : SET-0901/SET-0902

FEATURES:

- * SURFACE MOUNT
- * LOW DISTORTION
- * 7mm SEATED HEIGHT
- * VACUUM ENCAPSULATED
- * REINFORCED ISOLATION

APPLICATIONS:

- * TELECOMMUNICATIONS
- * MODEMS
- * PORTABLE COMPUTERS
- * FAX / MODEMS

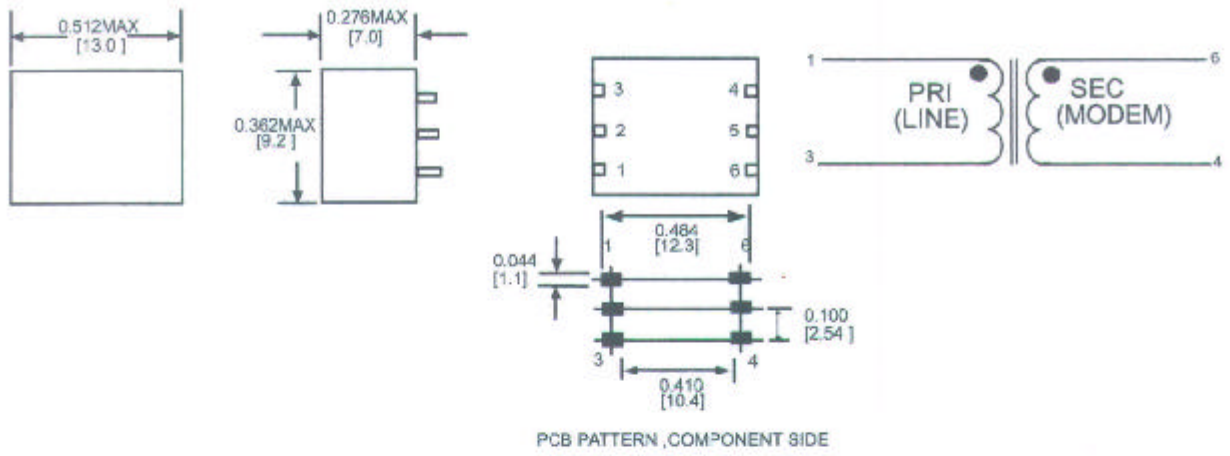


ELECTRICAL SPECIFICATION:

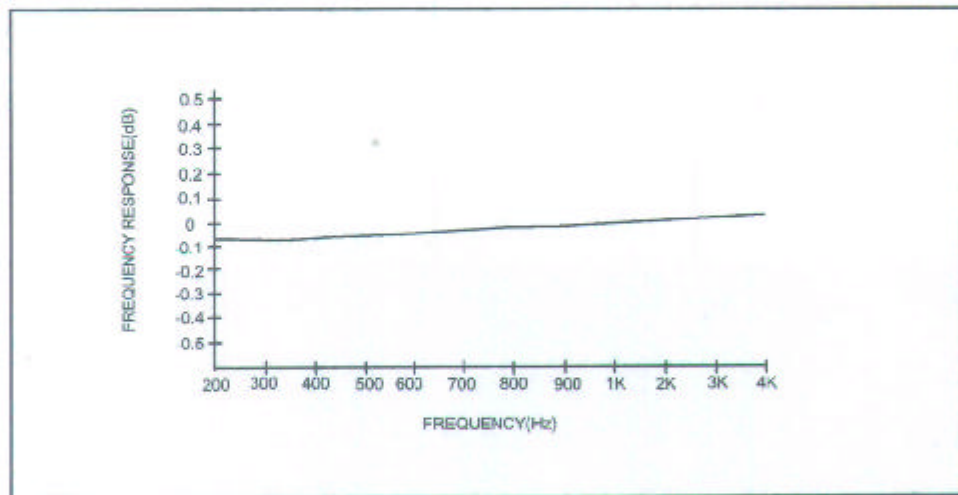
SAFETY: 
E182364

MODEL NO	SET – 0901	SET – 0902
SUITABLE FOR MODEM SPEEDS UP TO:	V.34	V.34 bis(33.6Kbps)
COMPATIBLE WITH ETAL :	P3081	
IMPEDANCE RATIO (PRI : SEC)	600Ω:330Ω	600Ω:301Ω
DC RESISTANCE(±10%)	PRI: 165Ω SEC:165Ω	PRI: 174Ω SEC:174Ω
TURN RATIO	1:1	1:1
INSERTION LOSS @ 1KHZ, 0dBm	2.9dB±0.25dB	3.0dB±0.25dB
RETURN LOSS @ 200HZ @ 4KHZ	24dB MIN 16dB MIN	26dB MIN 15dB MIN
LONGITUDINAL BALANCE @ 200HZ @ 4KHZ	60dB MIN 60dB MIN	60dB MIN 60dB MIN
DC UNBALANCE CURRENT	0mA	0mA
TOTAL HARMONIC DISTORTION(THD) @ 600HZ, -10dBm	-80dB MAX	-83dB MAX
FREQUENCY RESPONSE @ 200HZ~4KHZ, REF TO 1KHZ	±0.15dB	±0.15dB
HI-POT (VAC FOR 2 SECONDS) PRI : SEC	4600 VAC	4600 VAC

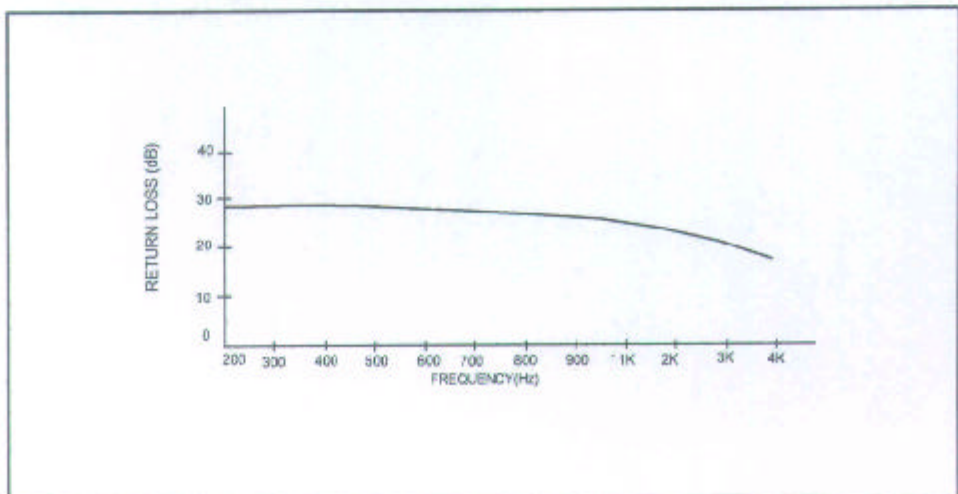
PHYSICAL DIMENSION: UNIT: inch/[mm]



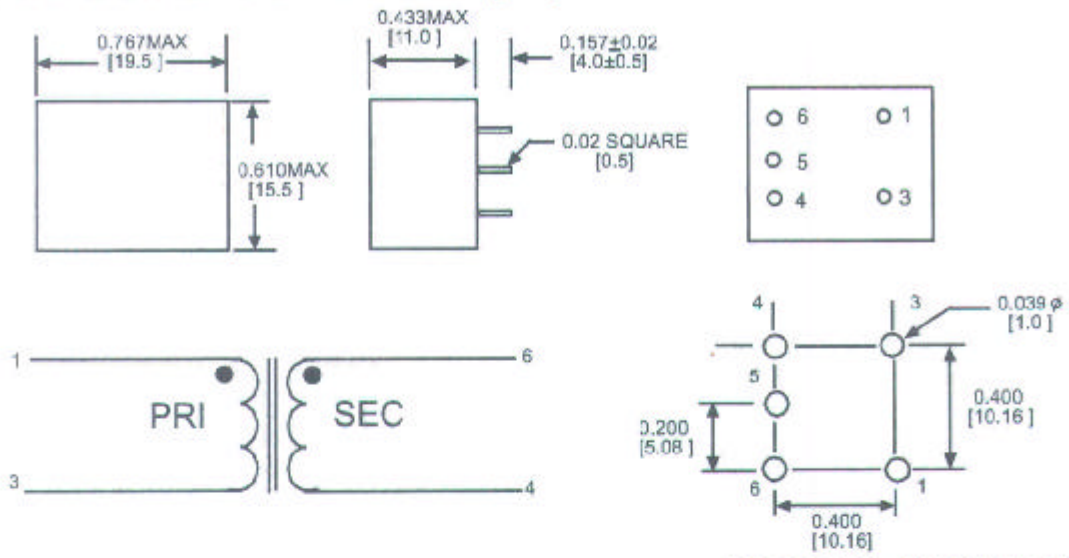
FREQUENCY RESPONSE CURVE :



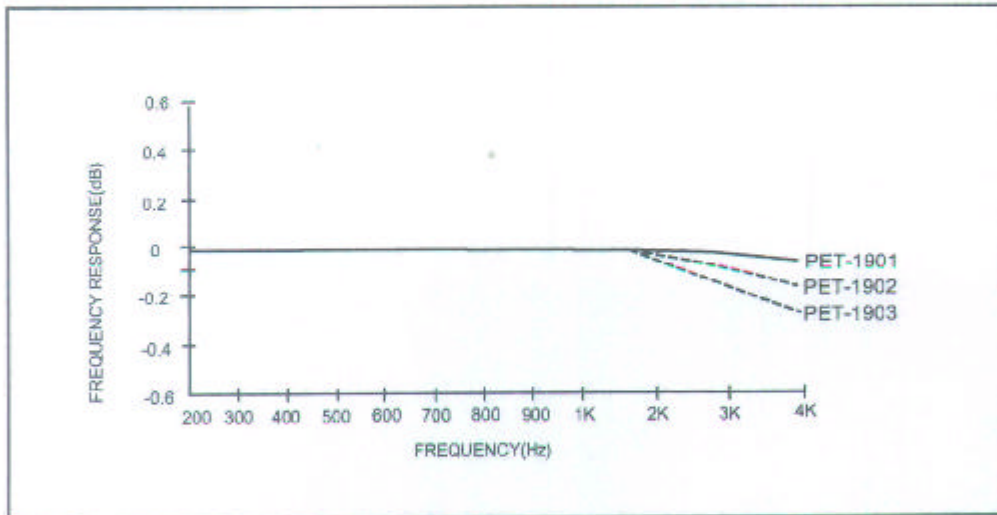
RETURN LOSS VS FREQUENCY CURVE :



PHYSICAL DIMENSION: UNIT: inch / [mm]



FREQUENCY RESPONSE CURVE



RETURN LOSS VS FREQUENCY CURVE

