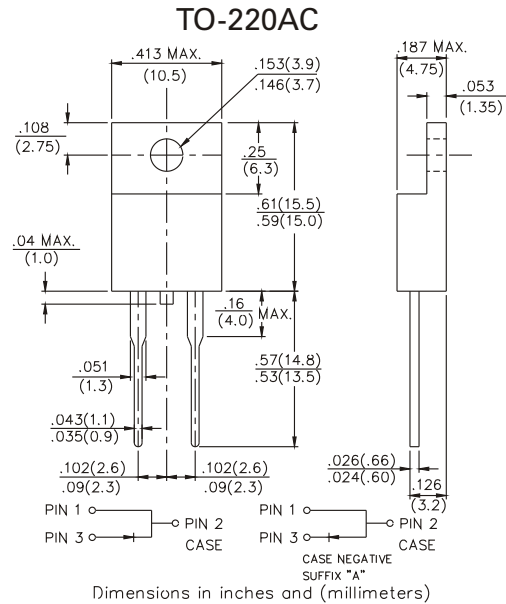


FEATURES

- Low forward voltage drop
- High Current Capability
- High reliability
- High surge Current Capability
- Good for switching mode application
- High temperature soldering : 260°C/10seconds at terminals
- Pb free product are available : 99% Sn above can meet RoHS
- environment substance directive request

MECHANICAL DATA

Case : TO220AC Molded plastic
 Epoxy : UL 94V-0 rate flame retardant
 Lead : Lead solderable per
 MIL-STD-202, Method 208 guranteed
 Polarity : As Marked
 Mounting Position : Any
 Weight : 2.24gram



MAXIMUM RATINGS AND ELECTRICAL CHARACTERISTICS

Ratings at 25°C ambient temperature unless otherwise specified
 Single phase, half wave, 60Hz, resistive or inductive load
 For capacitive load, derate current by 20%

PARAMETER	SF1001	SF1002	SF1003	SF1004	SF1005	SF1006	SF1007	UNITS
Maximum Repetitive Peak Reverse Voltage	50	100	150	200	300	400	600	Volts
Maximum RMS Voltage	35	70	105	140	210	320	420	Volts
Maximum DC Blocking Voltage	50	100	150	200	300	400	600	Volts
Maximum Average Forward Rectified Current .375" (9.5mm) Lead Length at T _C =100°C	10							Amps
Peak Forward Surge Current 8.3ms Single Half Sine-Wave Superimposed on Rated Load (JEDEC Method)	150							Amps
Maximum Instantaneous Forward Voltage at 10A	0.95				1.3		1.7	Volts
Maximum DC Reverse Current T _A =25°C at Rated DC Blocking Voltage T _A =100°C				10				μA
				500				
Maximum Reverse Recovery Time (Note 1)	35					50		nS
Typical Junction Capacitance (Note 2)	50							pF
Operating and Storage Temperature Range T _J ,T _{STG}	-55 to +150							°C

NOTES :

1. Reverse Recovery Time test condition I_F=0.5A , I_R=1.0A , I_{RR}=0.25A
2. Measured at 1.0MHz and applied reverse Voltage of 4.0V D.C

RATINGS AND CHARACTERISTIC CURVES SF1001 THRU SF1007

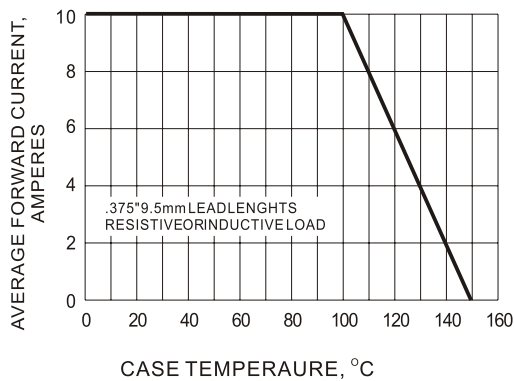


Fig.1- FORWARD CURRENT DERATING CURVE

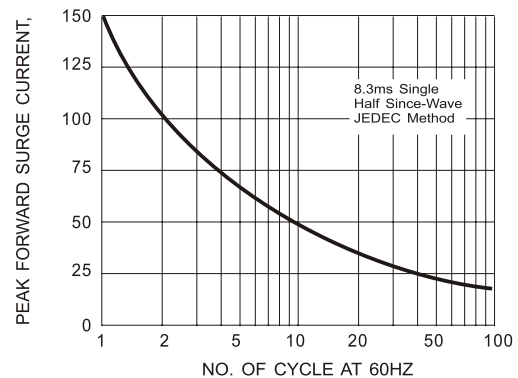


Fig.4- TMAXIMUM NON - REPETITIVE SURGE CURRENT

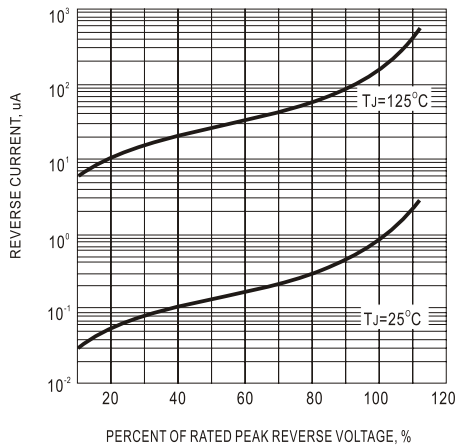


Fig.3- TYPICAL REVERSE CHARACTERISTIC

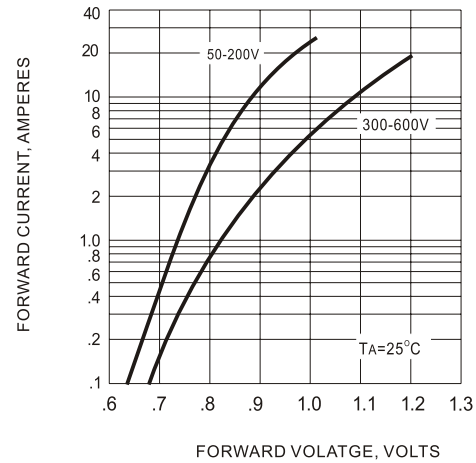


Fig.4- TYPICAL INSTANTANEOUS FORWARD CHARACTERISTIC