



## 超快恢复二极管 Super Fast Rectifier

## ■特征 Features

- . $I_o$  2.0A
- .VRRM 50V-600V
- .耐正向浪涌电流能力高
- .High surge current capability

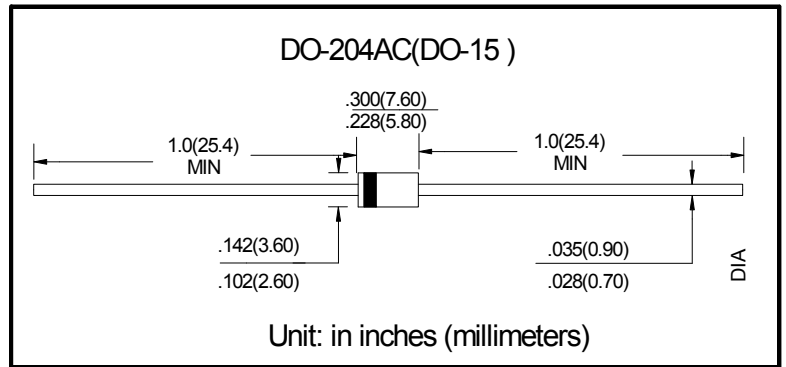
## ■用途 Applications

- .整流用 Rectifier

## ■极限值（绝对最大额定值）

## .Limiting Values (Absolute Maximum Rating)

## ■外形尺寸和印记 Outline Dimensions and Mark



参数名称 Item	符号 Symbol	单位 Unit	条件 Conditions	SF2							
				1	2	3	4	5	6	7	8
反向重复峰值电压 Repetitive Peak Reverse Voltage	VRRM	V		50	100	150	200	300	400	500	600
正向平均电流 Average Forward Current	$I_{F(AV)}$	A	正弦半波 60HZ, 电阻负载, $T_a$ (FIG 1); 60HZ Half-sine wave, Resistance load, $T_a$ (FIG 1)	2.0							
正向（不重复）浪涌电流 Surge(Non-repetitive)Forward Current	$I_{FSM}$	A	(正弦半波 60HZ, 一个周期, $T_a=25^\circ\text{C}$ ) (60HZ Half-sine wave, 1 cycle, $T_a=25^\circ\text{C}$ )	50							
结温 Junction Temperature	$T_j$	$^\circ\text{C}$		-55~+125							
储存温度 Storage Temperature	$T_{stg}$	$^\circ\text{C}$		-55 ~ +150							

■电特性（ $T_a=25^\circ\text{C}$  除非另有规定）Electrical Characteristics ( $T_a=25^\circ\text{C}$  Unless otherwise specified)

参数名称 Item	符号 Symbol	单位 Unit	测试条件 Test Condition	SF2							
				1	2	3	4	5	6	7	8
正向峰值电压 Peak Forward Voltage	VFM	V	$I_{FM}=2.0A$	0.95			1.3		1.7		
反向峰值电流 Peak Reverse Current	I <sub>RRM1</sub>	$\mu\text{A}$	VRM=VRRM	$T_a=25^\circ\text{C}$							
	I <sub>RRM2</sub>			$T_a=125^\circ\text{C}$							
反向恢复时间 Reverse Recovery time	$T_{rr}$	ns	$I_F=0.5A$ $I_R=1A$ $I_{RR}=0.25A$	35							
热阻(典型) Thermal Resistance(Typical)	$R_{\theta J-A}$	$^\circ\text{C}/\text{W}$	结和环境之间 Between junction and ambient	40							
结电容 Typical junction capacitance	$C_j$	pF	Measured at 1MHZ and Applied Reverse Voltage of 4.0 V.D.C.	50				30			

## ■特性曲线(典型) Characteristics(Typical)

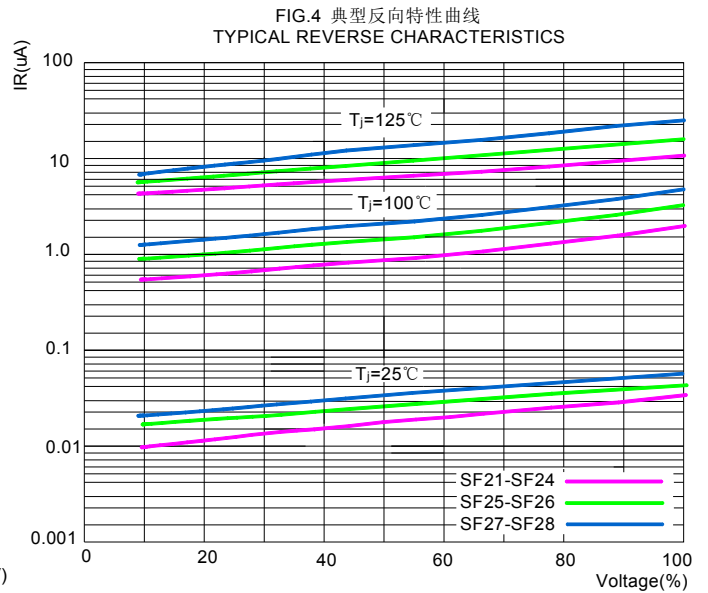
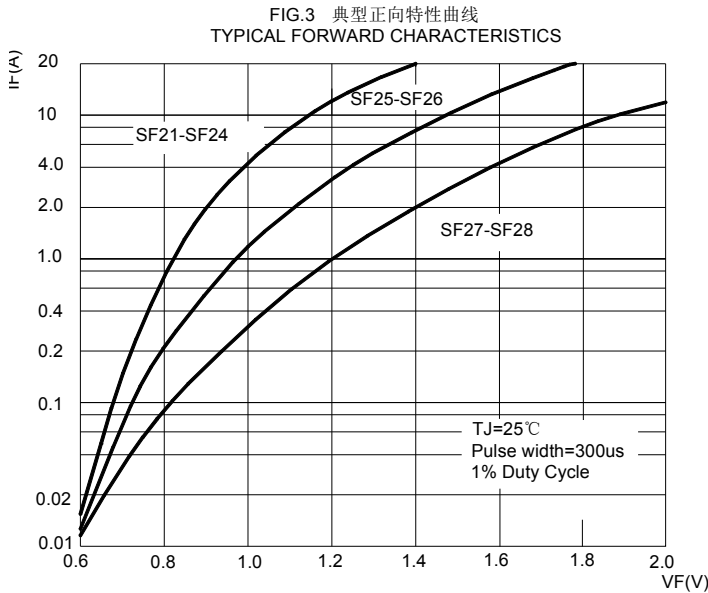
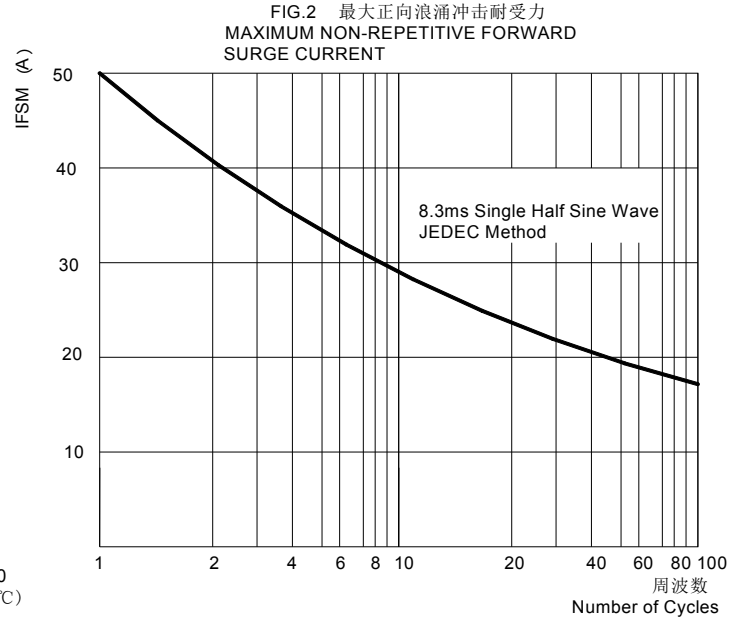
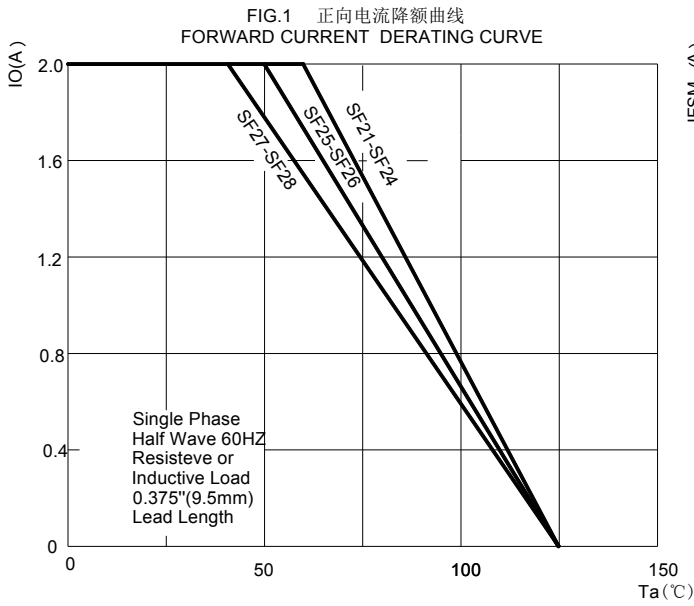


FIG.5 反向恢复时间试验电路及测试波形示意图  
Diagram of circuit and Testing wave form of reverse recovery time

