

# SGL34-20 THRU SGL34-60



0.8 AMP SURFACE MOUNT SCHOTTKY BARRIER RECTIFIERS



## FEATURES

- \* Ideal for surface mount applications
- \* Easy pick and place
- \* Built-in strain relief
- \* Low forward voltage drop

## MECHANICAL DATA

- \* Case: Molded plastic
- \* Epoxy: UL 94V-0 rate flame retardant
- \* Metallurgically bonded construction
- \* Polarity: Color band denotes cathode end
- \* Mounting position: Any
- \* Weight: 0.0036 grams

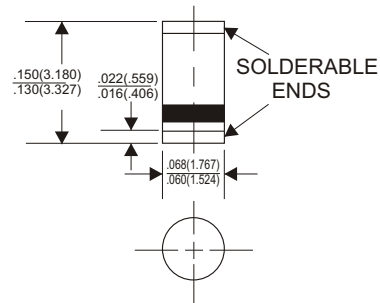
## VOLTAGE RANGE

20 to 60 Volts

## CURRENT

0.8 Ampere

### MINI MELF /GL-34



Dimensions in inches and (millimeters)

## MAXIMUM RATINGS AND ELECTRICAL CHARACTERISTICS

Rating 25°C ambient temperature unless otherwise specified.  
Single phase half wave, 60Hz, resistive or inductive load.  
For capacitive load, derate current by 20%.

TYPE NUMBER	SGL34-20	SGL34-30	SGL34-40	SGL34-50	SGL34-60	UNITS
Maximum Recurrent Peak Reverse Voltage	20	30	40	50	60	V
Maximum RMS Voltage	14	21	28	35	42	V
Maximum DC Blocking Voltage	20	30	40	50	60	V
Maximum Average Forward Rectified Current at Ta=75°C	0.8					A
Peak Forward Surge Current, 8.3 ms single half sine-wave superimposed on rated load (JEDEC method)	10					A
Maximum Instantaneous Forward Voltage at 0.8A	0.50		0.70			V
Maximum DC Reverse Current at Rated DC Blocking Voltage	Ta=25°C		0.5			mA
	Ta=100°C		10			mA
Typical Junction Capacitance (Note1)	80					pF
Typical Thermal Resistance R <sub>JL</sub> (Note 2)	75					°C/W
Operating Temperature Range T <sub>J</sub>	-65 — +125					°C
Storage Temperature Range T <sub>STG</sub>	-65 — +150					°C

### NOTES:

1. Measured at 1MHz and applied reverse voltage of 4.0V D.C.
2. Thermal Resistance Junction to Lead.

## RATING AND CHARACTERISTIC CURVES (SGL34-20 THRU SGL34-60)

FIG.1-TYPICAL FORWARD CURRENT DERATING CURVE

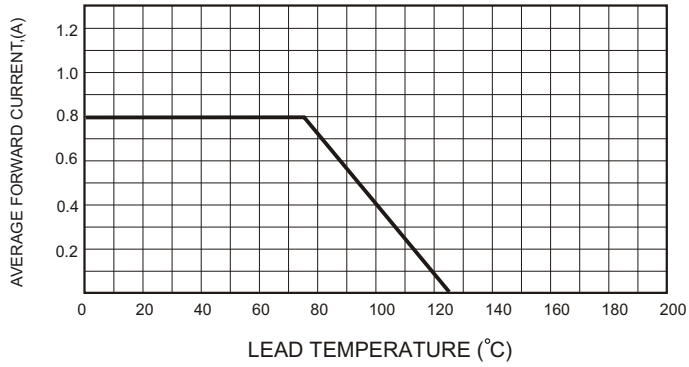


FIG.2-TYPICAL FORWARD CHARACTERISTICS

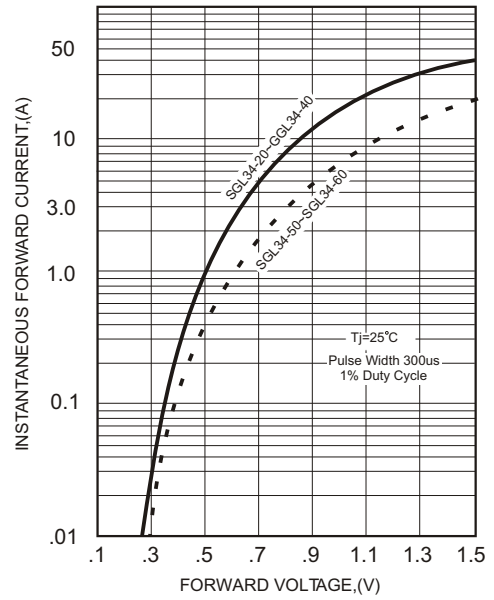


FIG.3-MAXIMUM NON-REPETITIVE FORWARD SURGE CURRENT

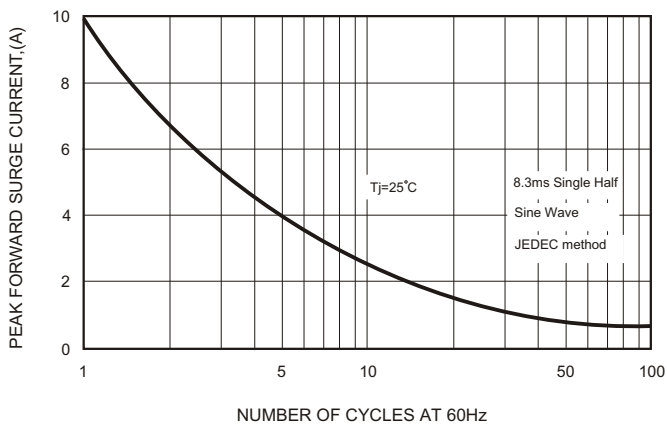


FIG.4-TYPICAL JUNCTION CAPACITANCE

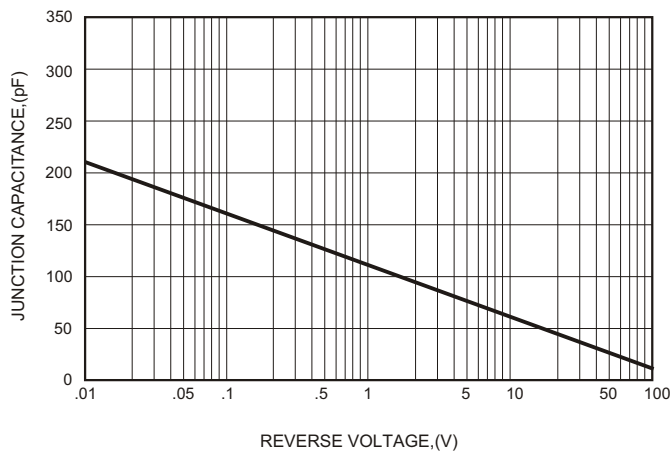


FIG.5 - TYPICAL REVERSE CHARACTERISTICS

