

# High-voltage Diodes for Igniters

Type No.	Absolute Maximum Ratings				Electrical Characteristics (Ta=25°C)					Fig. No.	
	V <sub>RM</sub> (kV)	I <sub>F (AV)</sub> (mA) 50 Hz half-wave signal average	I <sub>ISM</sub> (mA) Peak value of single shot triangular wave with 100μs half-power bandwidth	I <sub>ISM</sub> (A) Peak value of 50 Hz half-wave signal	T <sub>j</sub>	T <sub>stg</sub>	V <sub>F</sub> (V) max	Condition I <sub>F</sub> (mA)	I <sub>R</sub> (μA) V <sub>R</sub> =V <sub>RM</sub> max		V <sub>Z</sub> (kV) I <sub>R</sub> =100μA
					(°C)						
SHV-05J	2.5	30	30	3	-40 to +150		5	10	10	2.6 to 5.0	
SHV-08J	4.0	30	30	3			8			4.5 to 8.0	
SHV-30J	15.0	30	10	3			30			16.0 to 30.0	

## External Dimensions (unit: mm)

Fig. 1 (SHV-05J)

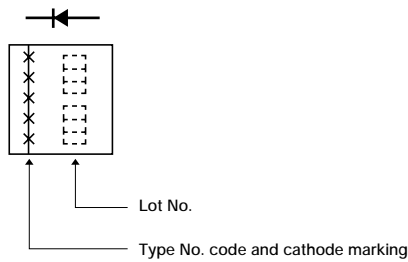
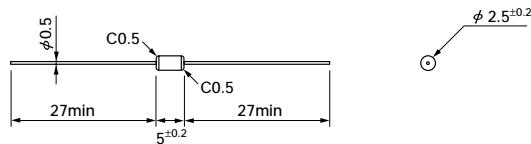


Fig. 2 (SHV-08J)

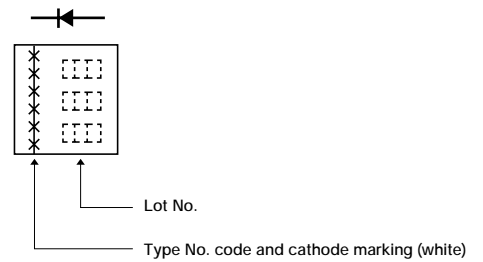
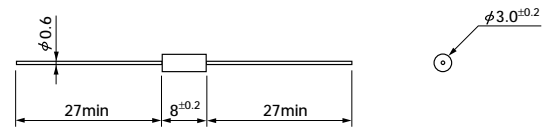


Fig. 3 (SHV-30J)

