

SK22 THRU S210

SURFACE MOUNT SCHOTTKY BARRIER RECTIFIER

REVERSE VOLTAGE: 20 to 100 VOLTS

FORWARD CURRENT: 2.0 AMPERE



FEATURES

- Plastic package has Underwriters Laboratory Flammability Classification 94V-O
- For surface mounted applications
- High current capacity
- Built-in strain relief
- Low profile package
- Metal to silicon rectifier, majority carrier conduction
- High surge capacity
- Low power loss, high efficiency
- For use in low voltage high frequency inverters, free wheeling, and polarity protection applications
- High temperature soldering : 260°C /10 seconds at terminals

MECHANICAL DATA

Case: Molded plastic, DO-214AA(SMB)

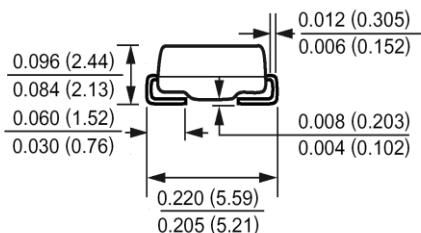
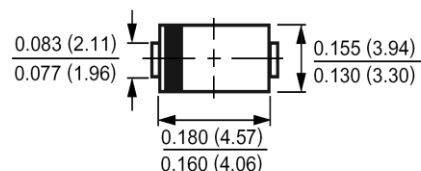
Terminals: Axial leads, solderable per MIL-STD-750, method 2026 guaranteed

Polarity: Color band denotes cathode end

Packaging: 12mm tape per EIA STD RS-481

Weight: 0.003 ounce, 0.093 gram

DO-214AA(SMB)



Dimensions in inches and (millimeters)

Maximum Ratings and Electrical Characteristics

Ratings at 25 °C ambient temperature unless otherwise specified.

Single phase, half wave, 60Hz, resistive or inductive load.

For capacitive load, derate current by 20%.

	Symbols	SK22	SK23	SK24	SK25	SK26	SK28	SK29	S210	Units
Maximum Recurrent Peak Reverse Voltage	V_{RRM}	20	30	40	50	60	80	90	100	Volts
Maximum RMS Voltage	V_{RMS}	14	21	28	35	42	56	64	71	Volts
Maximum DC Blocking Voltage	V_{DC}	20	30	40	50	60	80	90	100	Volts
Maximum Average Forward Rectified Current at T_L (See Fig. 1)	$I_{(AV)}$	2.0								Amp
Peak Forward Surge Current, 8.3ms single half-sine-wave superimposed on rated load (JEDEC method)	I_{FSM}	50								Amp
Maximum Forward Voltage at 2.0A (Note 1)	V_F	0.50			0.70		0.85			Volts
Maximum Reverse Current at $T_A=25$ at Rated DC Blocking Voltage $T_A=100$	I_R	0.5								mAmp
Typical Thermal Resistance (Note 2)	$R_{\theta JA}$	75								°W
	$R_{\theta JL}$	17								
Operating Junction Temperature Range	T_J	-55 to +125								
Storage Temperature Range	T_{stg}	-55 to +150								

NOTES:

1- Pulse test: 300µs pulse width, 1% duty cycle

2- P.C.B. mounted with 0.3 x 0.3" (8.0 x 8.0mm) Copper Pad Areas

SK22 THRU S210

SURFACE MOUNT SCHOTTKY BARRIER RECTIFIER



RATINGS AND CHARACTERISTIC CURVES

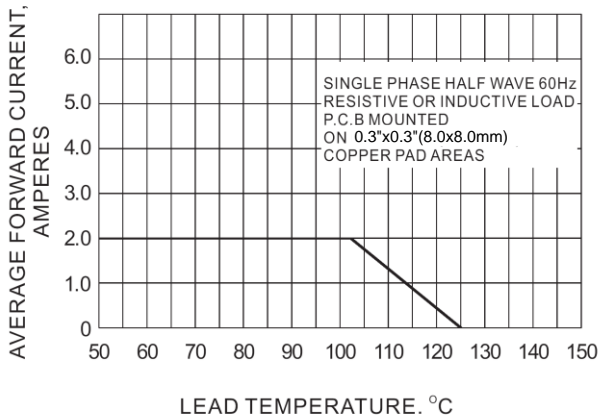


Fig.1- FORWARD CURRENT DERATING CURVE

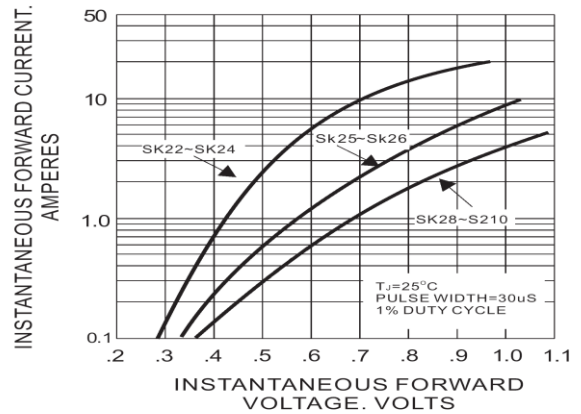


Fig.2- TYPICAL INSTANTANEOUS FORWARD CHARACTERISTICS

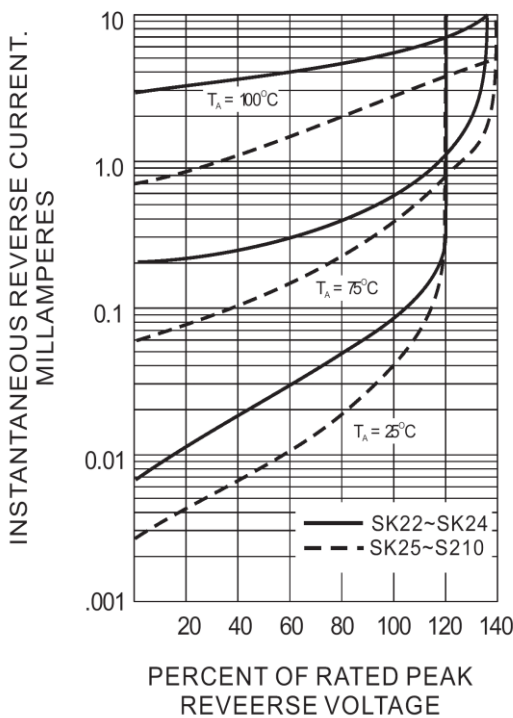


Fig.3- TYPICAL REVERSE CHARACTERISTICS

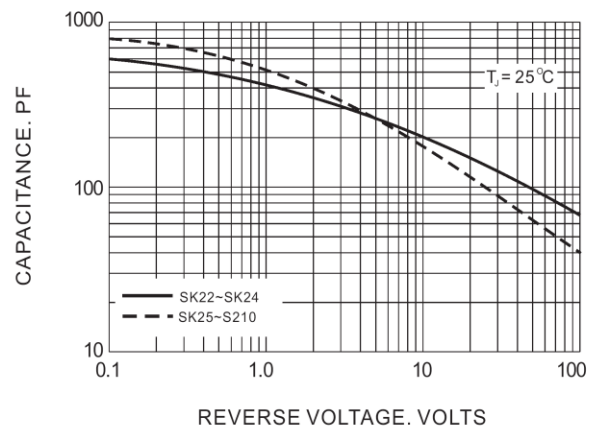


Fig.4- TYPICAL JUNCTION CAPACITANCE

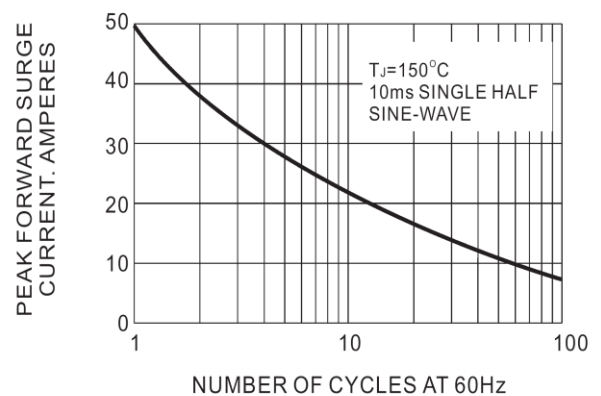


Fig.5- MAXIMUM NON-REPETITIVE PEAK FORWARD SURGE CURRENT