

# Gas Discharge Tubes

## High Performance Beta Range

### RoHS Greentube™ SL1011A Series Gas Plasma Arresters

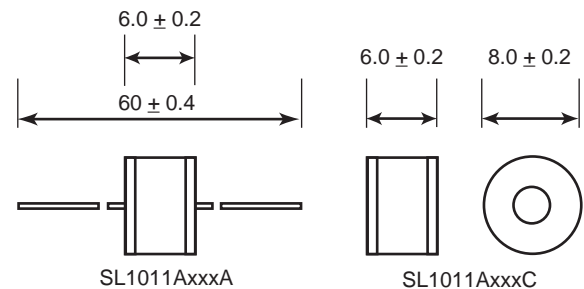

The SL1011A series offers high levels of performance on fast rising transients in the domain of 100V/μS to 1KV/μS, which are those most likely from induced Lightning disturbances. The SL1011A series also features ultra low capacitance (typically 1pF or less) making them ideal for the protection of high-speed transmission equipment. These devices are extremely robust and are able to divert a 5,000A pulse without destruction.

#### FEATURES

- RoHS compliant
- Low insertion loss
- Excellent response to fast rising transients.
- Ultra low capacitance.
- 5KA surge capability tested with 8/20μs pulse as defined by IEC 61000-4-5
- 20,000 A single shot surge capability tested with 8/20μs pulse as defined by IEC 61000-4-5

#### Applications:

- Broadband equipment.
- ADSL equipment.
- XDSL equipment.
- Satellite and CATV equipment.
- General telecom equipment.



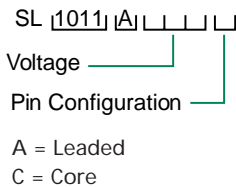
All dimensions in mm



2 ELECTRODE GDT

GRAPHICAL SYMBOL

#### ORDERING INFORMATION



#### Mechanical Specifications:

- Weight:** 2.7g (0.095 oz.)  
**Materials:** Electrode Base: Nickel Iron Alloy  
 Electrode Plating: Bright Sn  
 Body: Ceramic  
**Device Marking:** Littelfuse 'LF' marking, Voltage and date code.

GAS DISCHARGE TUBES

## Gas Discharge Tubes

High Performance Beta Range

### RoHS Greentube™ SL1011A Series Gas Plasma Arresters



LITTELFUSE 2 TERMINAL ARRESTER SERIES  
TOTALLY NON-RADIOACTIVE, UL RECOGNIZED

Part Number	DC Voltage @ 100V/sec (V)	DC Breakover Voltage Min-Max (V)	Max Dynamic Breakover Voltage @ 100V/μs <sup>2</sup> (V)	Alternating Discharge Current (A)	Max Repetitive Impulse Discharge Current <sup>1</sup> (kA)	Max Single Impulse Discharge Current 8/20μs (kA)	Max Single Impulse Discharge Current 10/350μs (kA)
SL1011A075	75	60-90	500	5	5	20	2.5
SL1011A090	90	70-120	500	5	5	20	2.5
SL1011A145	145	116-174	500	5	5	20	2.5
SL1011A150	150	120-180	500	5	5	20	2.5
SL1011A230	230	184-276	375	5	5	20	2.5
SL1011A250	250	200-300	400	5	5	20	2.5
SL1011A260	260	210-310	420	5	5	20	2.5
SL1011A350	350	280-420	500	5	5	20	2.5
SL1011A400	400	320-480	600	5	5	20	2.5
SL1011A470	470	376-564	650	5	5	20	2.5
SL1011A500	500	400-500	700	5	5	20	2.5
SL1011A600	600	480-720	800	5	5	20	2.5

Notes:

(1) 10 shots, 8/20μs waveform.

(2) 10 shots, A.C. 60 Hz, 1 sec duration.

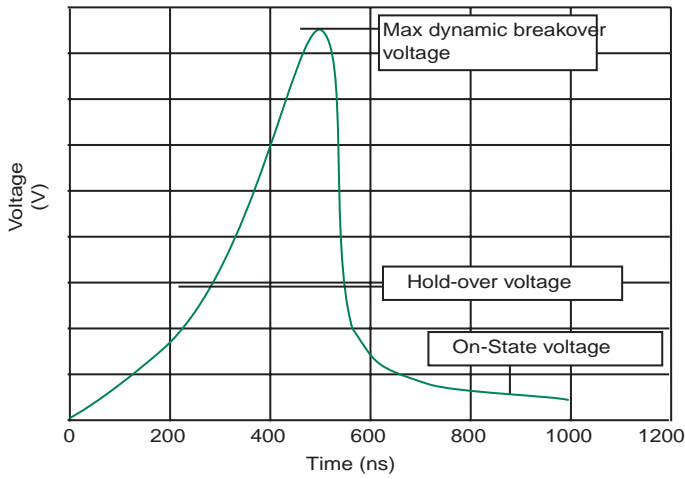
# Gas Discharge Tubes

## High Performance Beta Range

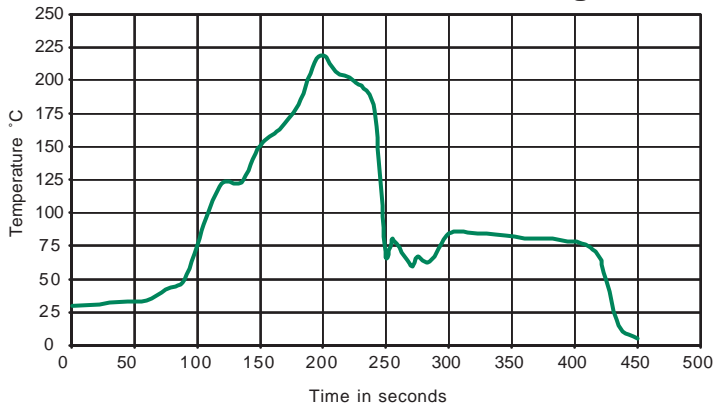
### RoHS SL1011A Series Gas Plasma Arresters



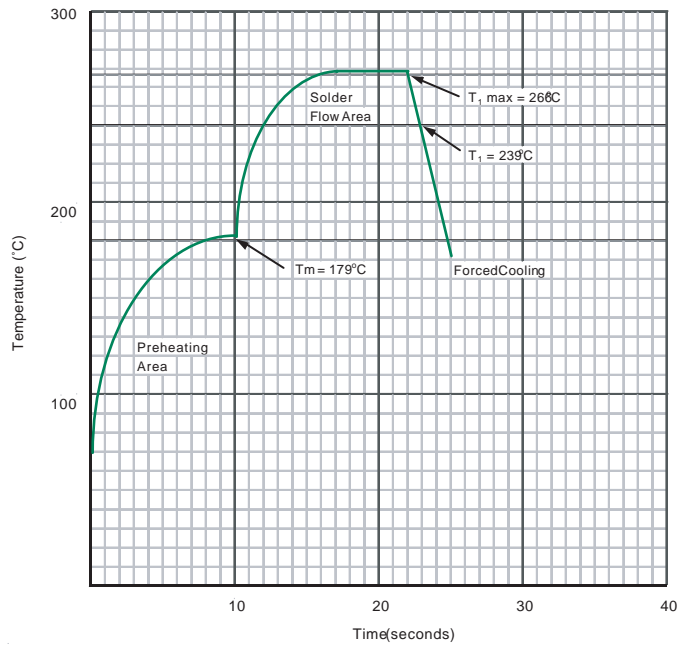
**Voltage vs Time Characteristic**



**Profile for reflow soldering**



**Profile for wave soldering**



**Notes:**

- T<sub>1</sub> max = Maximum Tab Temperature = 266°C
- T<sub>1</sub> = Flow Temperature of Solder = 239°C
- T<sub>m</sub> = Melting Point of Solder = 179°C
- T<sub>amb</sub> = 25°C
- Maximum permissible rate of temperature change = °C / sec

GAS DISCHARGE TUBES