

### SMD SCHOTTKY BARRIER RECTIFIERS

VOLTAGE RANGE: 20 - 30 V

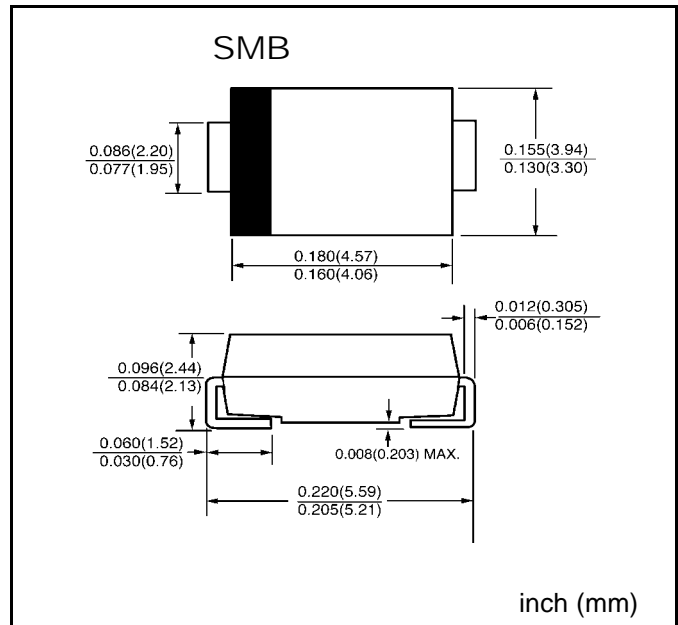
CURRENT: 2.0 A

#### FEATURES

- ◇ For surface mounted applications
- ◇ Low leakage
- ◇ Low forward voltage drop
- ◇ High current capability
- ◇ Easily cleaned with Alcohol, Isopropnol and similar solvents
- ◇ The plastic material carries U/L recognition 94V-0

#### MECHANICAL DATA

- ◇ Case: JEDEC SMB, molded plastic
- ◇ Terminals: Solder plated, solderable per MIL- STD-202, Method 208
- ◇ Polarity: Color band denotes cathode end
- ◇ Weight: 0.003 ounces, 0.093grams
- ◇ Mounting position: Any



#### MAXIMUM RATINGS AND ELECTRICAL CHARACTERISTICS

Ratings at 25°C ambient temperature unless otherwise specified.

Single phase, half wave, 60 Hz, resistive or inductive load. For capacitive load, derate by 20%.

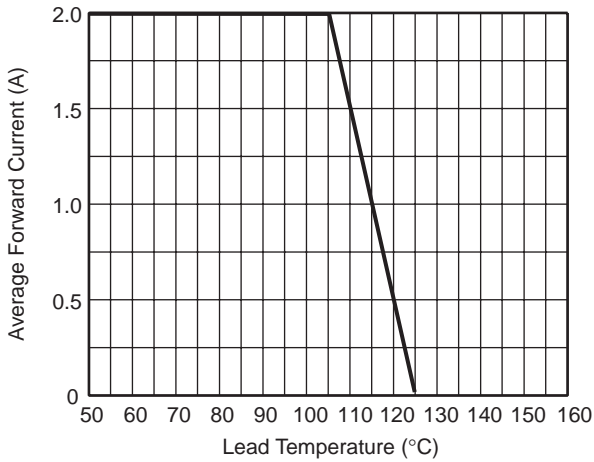
		SL22	SL23	UNITS
Device marking code		SL22	SL23	
Maximum recurrent peak reverse voltage	$V_{RRM}$	20	30	V
Maximum RMS voltage	$V_{RMS}$	14	21	V
Maximum DC blocking voltage	$V_{DC}$	20	30	V
Average forward rectified current	$I_{F(AV)}$	2.0		A
Peak forward surge current 8.3ms single half-sine-wave superimposed on rated load	$I_{FSM}$	100		A
Maximum instantaneous forward voltage (Note1) @ 1.0 A @ 2.0A	$V_F$	0.395 0.440		V
Maximum reverse current at rated DC blocking voltage @ $T_A=25^\circ\text{C}$ @ $T_A=100^\circ\text{C}$	$I_R$	0.4 10		mA
Typical thermal resistance (Note2)	$R_{\theta JL}$	17		$^\circ\text{C}/\text{W}$
	$R_{\theta JA}$	75		
Operating temperature range	$T_j$	- 55 -- +125		$^\circ\text{C}$
Storage temperature range	$T_{STG}$	- 55 -- +150		$^\circ\text{C}$

NOTE: 1. Pulse test: 300  $\mu\text{s}$  pulse width, 1% duty cycle

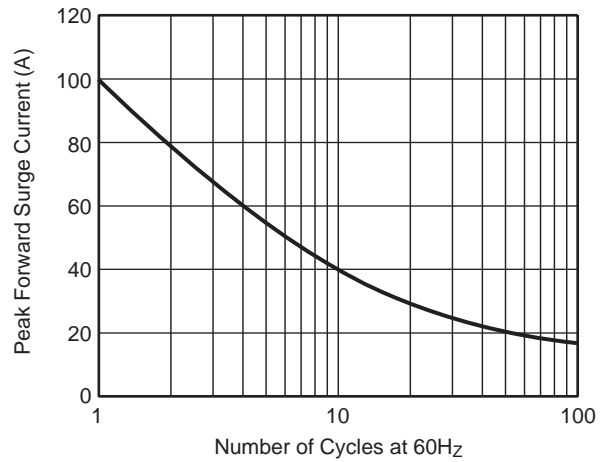
www.galaxycn.com

2. P.C.B. mounted with 0.2x0.2" (5.0x5.0mm) copper pad areas

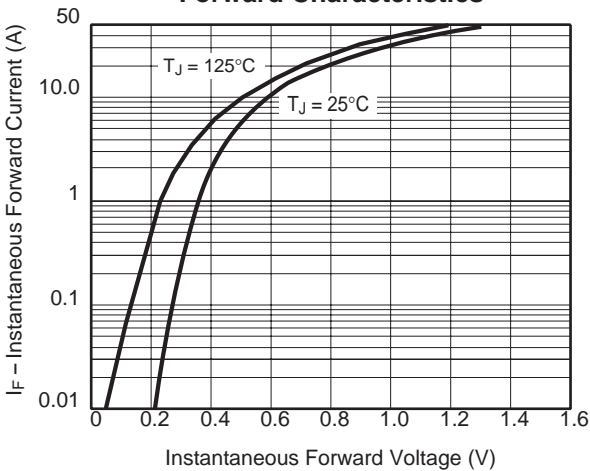
**Fig. 1 — Forward Derating Curve**



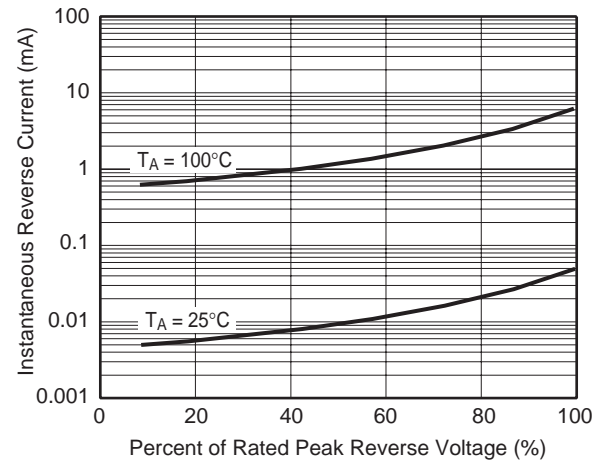
**Fig. 2 — Maximum Non-Repetitive Peak Forward Surge Current**



**Fig. 3 — Typical Instantaneous Forward Characteristics**



**Fig. 4 — Typical Reverse Current Characteristics**



**Fig. 5 — Typical Junction Capacitance**

