


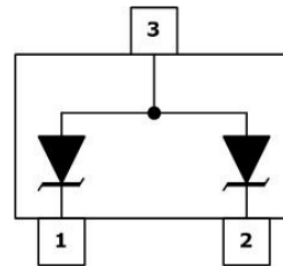
## Features

- Ultra low leakage: nA level
- Operating voltage: 5V
- Low clamping voltage
- Complies with following standards:
  - IEC 61000-4-2 (ESD) immunity test
    - Air discharge:  $\pm 15\text{kV}$
    - Contact discharge:  $\pm 8\text{kV}$
  - IEC61000-4-4 (EFT) 40A (5/50ns)
  - IEC61000-4-5 (Lightning) 12A (8/20 $\mu\text{s}$ )
- RoHS Compliant

## Dimensions SOT-23



## Pin Configuration



## Applications

- USB 2.0 power and data line
- Set-top box and digital TV
- Digital video interface (DVI)
- Notebook Computers
- SIM Ports
- 10/100 Ethernet

## Mechanical Characteristics

- Package: SOT-23
- Lead Finish: Lead Free
- UL Flammability Classification Rating 94V-0
- Quantity Per Reel: 3,000pcs
- Reel Size: 7inch

## Absolute Maximum Ratings (T<sub>amb</sub>=25°C unless otherwise specified)

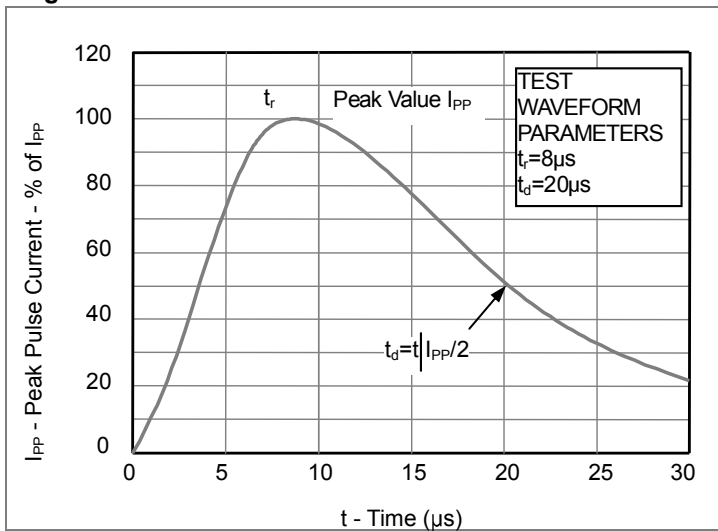
Parameter	Symbol	Value	Unit
Peak Pulse Power (8/20 $\mu\text{s}$ )	P <sub>pp</sub>	300	W
ESD per IEC 61000-4-2 (Air)	V <sub>ESD</sub>	$\pm 15$	Kv
ESD per IEC 61000-4-2 (Contact)		$\pm 8$	
Operating Temperature Range	T <sub>J</sub>	-55 to +125	°C
Storage Temperature Range	T <sub>STJ</sub>	-55 to +150	°C

**Electrical Characteristics**(TA=25°C unless otherwise specified)

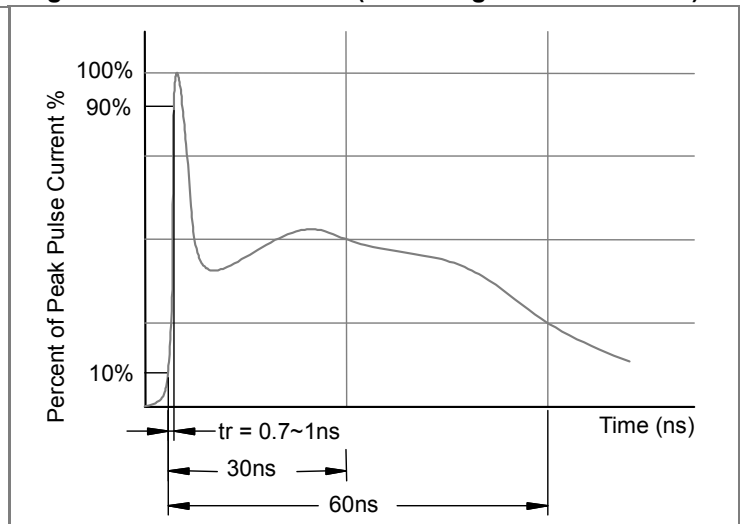
Part Number	Device Marking	V <sub>RWM</sub> (V)	V <sub>BR</sub> (V)	I <sub>T</sub> (mA)	V <sub>C</sub> @1A	V <sub>C</sub>		I <sub>R</sub> μA (Max)	C (Pf) (Typ.)
						(Max)	(@A)		
SM05	05C	5	6	1	9.8	13.5	10	10	300

**Characteristic Curves**

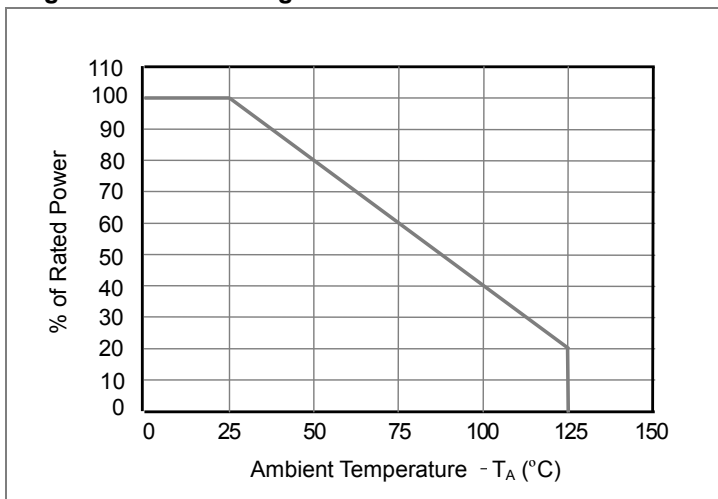
**Fig1. 8/20μs Pulse Waveform**



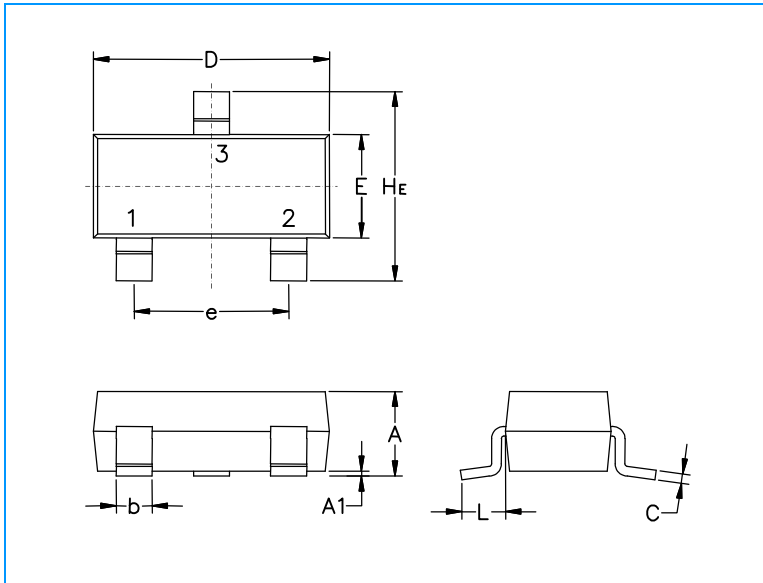
**Fig2. ESD Pulse Waveform (according to IEC 61000-4-2)**



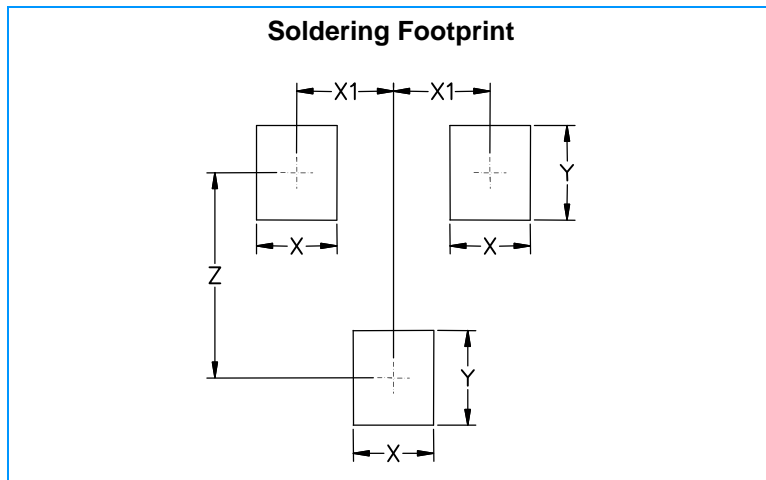
**Fig3. Power Derating Curve**



## SOT-23 Package Outline & Dimensions



Symbol	Millimeters			Inches		
	Min.	Nom.	Max.	Min.	Nom.	Max.
<b>A</b>	0.89	1.00	1.11	0.035	0.040	0.044
<b>A1</b>	0.01	0.06	0.10	0.001	0.002	0.004
<b>b</b>	0.37	0.44	0.50	0.15	0.18	0.020
<b>c</b>	0.09	0.13	0.18	0.003	0.005	0.007
<b>D</b>	2.80	2.90	3.04	0.110	0.114	0.120
<b>E</b>	1.20	1.30	1.40	0.047	0.051	0.055
<b>e</b>	1.78	1.90	2.04	0.070	0.075	0.081
<b>L</b>	0.35	0.54	0.69	0.014	0.021	0.029
<b>He</b>	2.10	2.40	2.64	0.083	0.094	0.104



Symbol	Millimeters	Inches
<b>X</b>	0.80	0.031
<b>X1</b>	0.95	0.037
<b>Y</b>	0.90	0.035
<b>Z</b>	2.00	0.079