



# SMA3109 — Silicon MMIC Wideband Amplifier

## Features

- High Gain :  $G_p=23\text{dB typ. @1GHz}$
- Wideband response :  $f_u=3.6\text{GHz}$
- Low current :  $I_{CC}=16\text{mA typ.}$
- High output power :  $P_o(1\text{dB})=4\text{dBm}$
- Port impedance : input/output  $50\Omega$

## Specifications

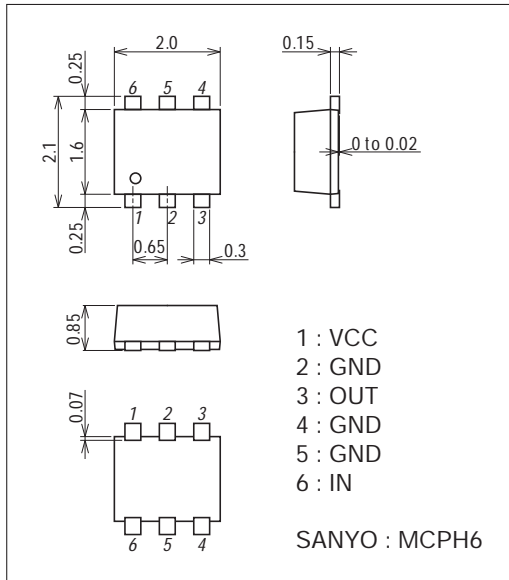
Absolute Maximum Ratings at  $T_a=25^\circ\text{C}$

Parameter	Symbol	Conditions	Ratings	Unit
Supply Voltage	$V_{CC}$		5	V
Circuit Current	$I_{CC}$		25	mA
Allowable Power Dissipation	$P_D$		280	mW
Operating Temperature	$T_{opr}$		-40 to +85	$^\circ\text{C}$
Storage Temperature	$T_{stg}$		-55 to +150	$^\circ\text{C}$

## Package Dimensions

unit : mm (typ)

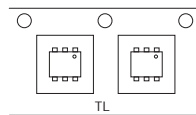
7022A-018



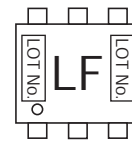
## Product & Package Information

- Package : MCPH6
- JEITA, JEDEC : SC82, SC82A, SC88
- Minimum Packing Quantity : 3,000pcs/reel

## Type of Taping: TL



## Marking



# SMA3109

## Recommended Operating Conditions at Ta=25°C

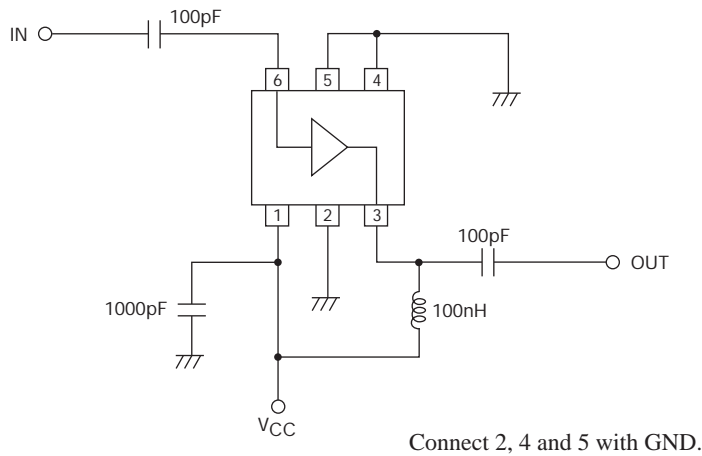
Parameter	Symbol	Conditions	Ratings			Unit
			min	typ	max	
Supply Voltage	VCC		2.7	3	3.3	V
Operating Ambient Temperature	Topr		-40	+25	+85	°C

## Electrical Characteristics at Ta=25°C, VCC=3V, Zs=ZL=50Ω

Parameter	Symbol	Conditions	Ratings			Unit
			min	typ	max	
Circuit Current	ICC		11.5	16.0	20.5	mA
Power Gain	Gp	f=1GHz	21.0	23.0	26.0	dB
		f=2.2GHz	22.0	24.0	27.0	
Isolation	ISL	f=1GHz	27.0	31.5		dB
		f=2.2GHz	27.0	31.5		
Input Return Loss	RLin	f=1GHz	16.0	20.5		dB
		f=2.2GHz	10.0	15.0		
Output Return Loss	RLout	f=1GHz	15.0	20.0		dB
		f=2.2GHz	10.0	14.0		
Noise Figure	NF	f=1GHz		4.3	5.0	dB
		f=2.2GHz		4.3	5.0	
Gain 1dB Compression Output Power	Po(1dB)	f=1GHz	4.0	6.4		dBm
		f=2.2GHz	2.0	4.2		
Upper Limit Operating Frequency	fu	3dB down below flat gain at f =1GHz		3.6		GHz

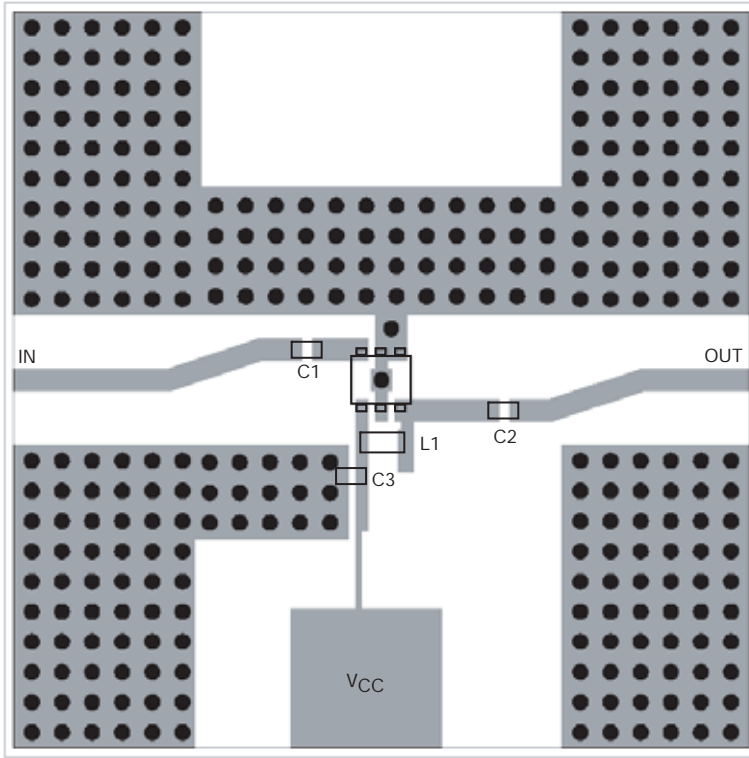
Note) Pay attention to handling since it is liable to be affected by static electricity due to the high frequency process adopted.

## Test Circuit

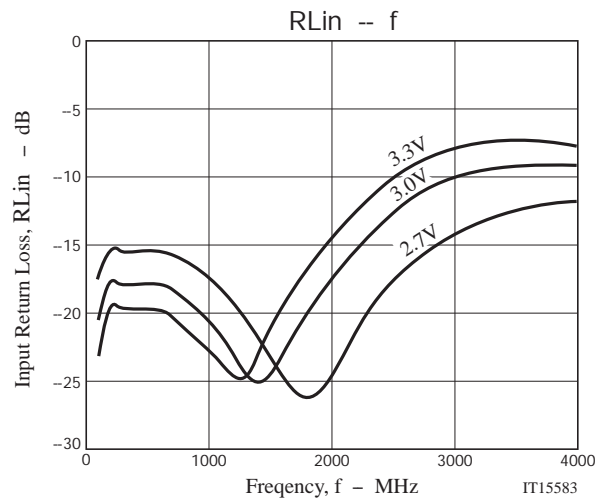
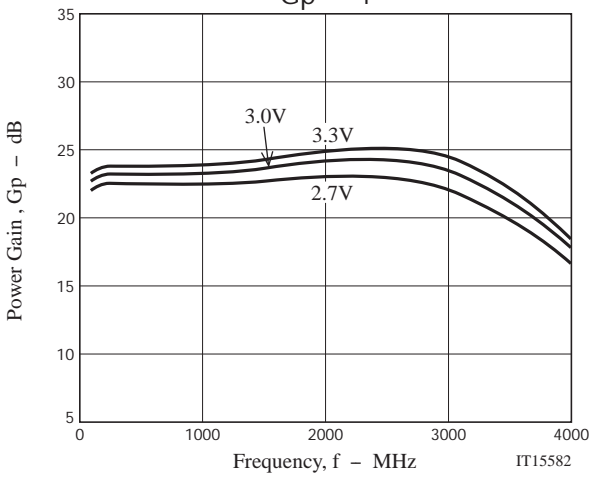
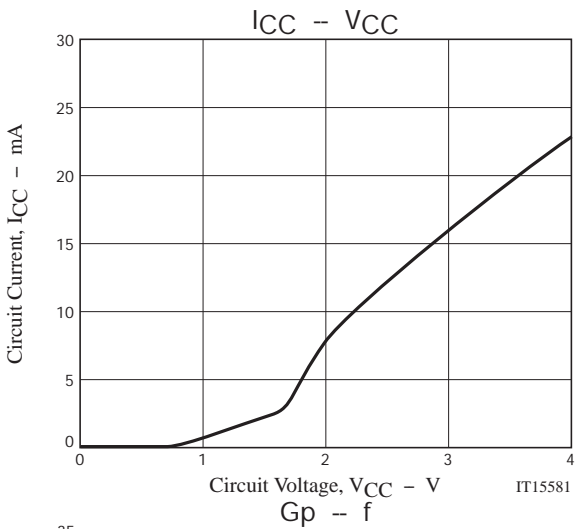


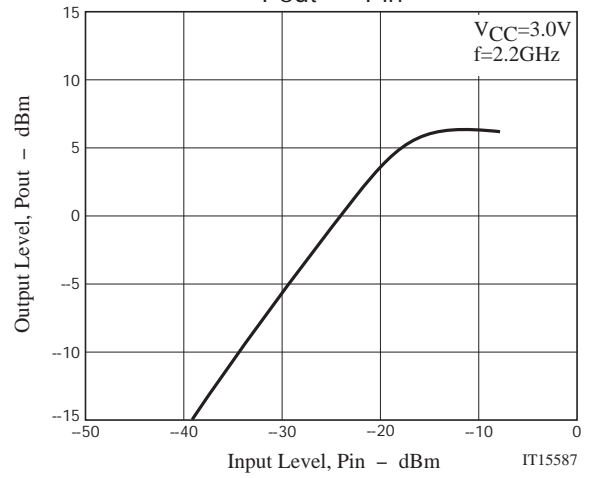
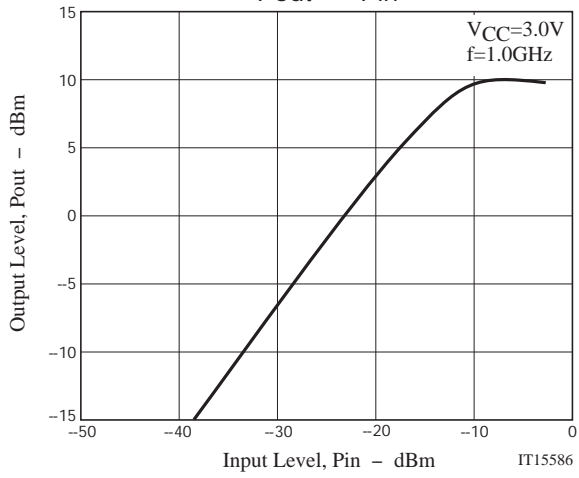
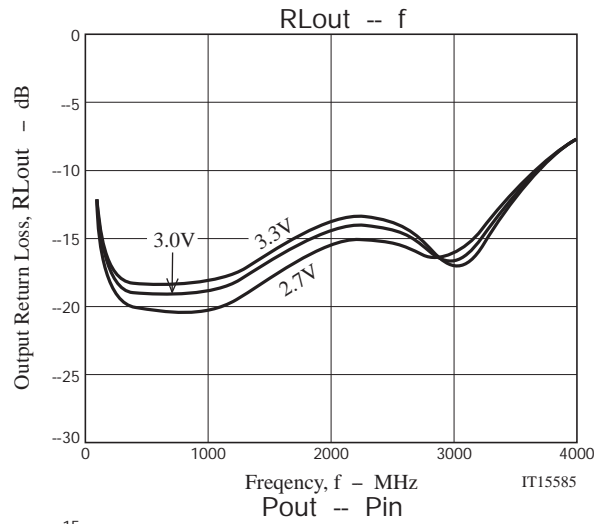
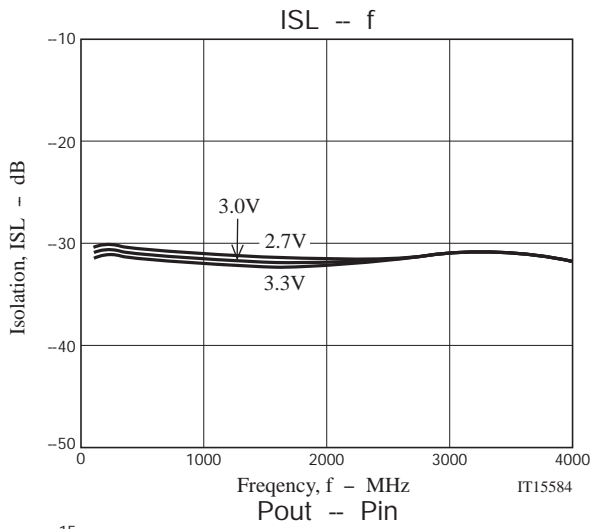
IT15580

Evaluation Board

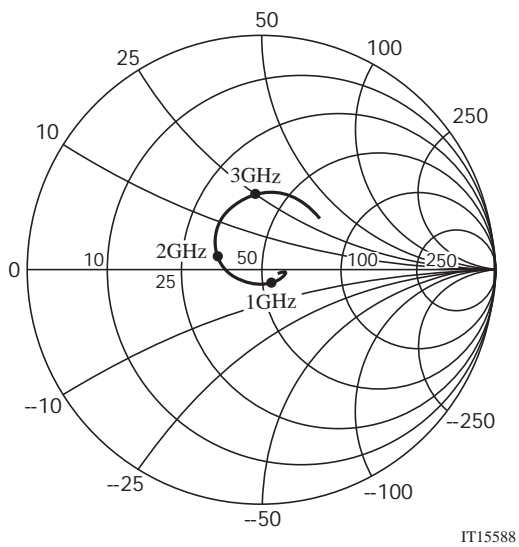


Symbol	Value
C1, C2	100pF
C3	1000pF
L1	100nH

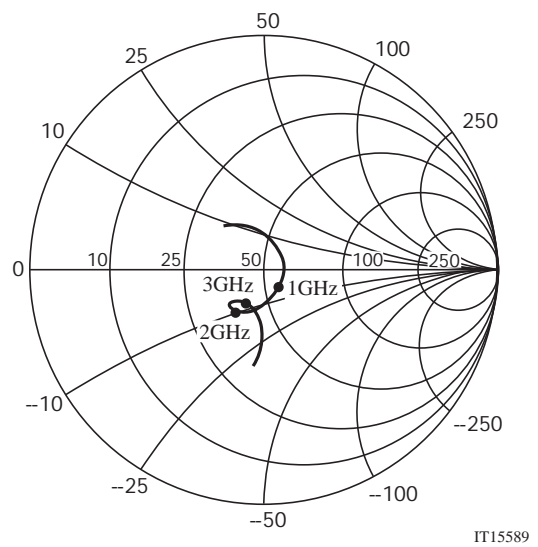




S Parameter  
S11



S22



- Any and all SANYO Semiconductor Co.,Ltd. products described or contained herein are, with regard to "standard application", intended for the use as general electronics equipment (home appliances, AV equipment, communication device, office equipment, industrial equipment etc.). The products mentioned herein shall not be intended for use for any "special application" (medical equipment whose purpose is to sustain life, aerospace instrument, nuclear control device, burning appliances, transportation machine, traffic signal system, safety equipment etc.) that shall require extremely high level of reliability and can directly threaten human lives in case of failure or malfunction of the product or may cause harm to human bodies, nor shall they grant any guarantee thereof. If you should intend to use our products for applications outside the standard applications of our customer who is considering such use and/or outside the scope of our intended standard applications, please consult with us prior to the intended use. If there is no consultation or inquiry before the intended use, our customer shall be solely responsible for the use.
- Specifications of any and all SANYO Semiconductor Co.,Ltd. products described or contained herein stipulate the performance, characteristics, and functions of the described products in the independent state, and are not guarantees of the performance, characteristics, and functions of the described products as mounted in the customer's products or equipment. To verify symptoms and states that cannot be evaluated in an independent device, the customer should always evaluate and test devices mounted in the customer's products or equipment.
- SANYO Semiconductor Co.,Ltd. assumes no responsibility for equipment failures that result from using products at values that exceed, even momentarily, rated values (such as maximum ratings, operating condition ranges, or other parameters) listed in products specifications of any and all SANYO Semiconductor Co.,Ltd. products described or contained herein.
- SANYO Semiconductor Co.,Ltd. strives to supply high-quality high-reliability products, however, any and all semiconductor products fail or malfunction with some probability. It is possible that these probabilistic failures or malfunction could give rise to accidents or events that could endanger human lives, trouble that could give rise to smoke or fire, or accidents that could cause damage to other property. When designing equipment, adopt safety measures so that these kinds of accidents or events cannot occur. Such measures include but are not limited to protective circuits and error prevention circuits for safe design, redundant design, and structural design.
- In the event that any or all SANYO Semiconductor Co.,Ltd. products described or contained herein are controlled under any of applicable local export control laws and regulations, such products may require the export license from the authorities concerned in accordance with the above law.
- No part of this publication may be reproduced or transmitted in any form or by any means, electronic or mechanical, including photocopying and recording, or any information storage or retrieval system, or otherwise, without the prior written consent of SANYO Semiconductor Co.,Ltd.
- Any and all information described or contained herein are subject to change without notice due to product/technology improvement, etc. When designing equipment, refer to the "Delivery Specification" for the SANYO Semiconductor Co.,Ltd. product that you intend to use.
- Information (including circuit diagrams and circuit parameters) herein is for example only; it is not guaranteed for volume production.
- Upon using the technical information or products described herein, neither warranty nor license shall be granted with regard to intellectual property rights or any other rights of SANYO Semiconductor Co.,Ltd. or any third party. SANYO Semiconductor Co.,Ltd. shall not be liable for any claim or suits with regard to a third party's intellectual property rights which has resulted from the use of the technical information and products mentioned above.

This catalog provides information as of June, 2010. Specifications and information herein are subject to change without notice.