

# MDE Semiconductor, Inc.

78-150 Calle Tampico, Unit 210, La Quinta, CA., USA 92253 Tel: 760-564-8656 • Fax: 760-564-2414  
1-800-831-4881 Email: sales@mdesemiconductor.com Web: www.mdesemiconductor.com

## SMAJ SERIES

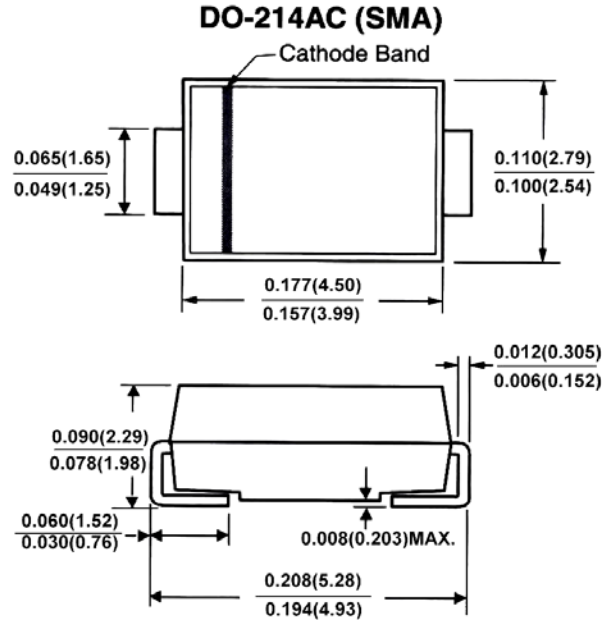
### SURFACE MOUNT TRANSIENT VOLTAGE SUPPRESSOR VOLTAGE-5.0 TO 440 Volts 400 Watt Peak Pulse Power

#### FEATURES

- For surface mounted applications in order to optimize board space
- Low profile package
- Built-in strain relief
- Glass passivated junction
- Low inductance
- Excellent clamping capability
- Repetition rate (duty cycle):0.01%
- Fast response time: typically less than 1.0 ps from 0 volts to BV for unidirectional types
- Typical IR less than 1µA above 10V
- High temperature soldering:  
250°C/10 seconds at terminals
- Plastic package has Underwriters Laboratory Flammability Classification 94 V-O

#### MECHANICAL DATA

Case: JEDEC DO214AC. Molded plastic over glass passivated junction  
 Terminals: Solder plated, solderable per MIL-STD-750, Method 2026  
 Polarity: Color band denoted positive end (cathode) except Bidirectional  
 Standard Packaging: 12mm tape (EIA STD RS-481)  
 Weight: 0.002 ounces, 0.064 grams



Dimensions in inches (millimeters)

#### DEVICES FOR BIPOLAR APPLICATIONS

For Bidirectional use C or CA Suffix for types SMAJ5.0 thru types SMAJ440 (e.g. SMAJ5.0C, SMAJ440CA)  
Electrical characteristics apply in both directions.

#### MAXIMUM RATINGS AND CHARACTERISTICS

Ratings at 25°C ambient temperature unless otherwise specified.

RATING	SYMBOL	VALUE	UNITS
Peak Pulse Power Dissipation on 10/1000 µs waveform (NOTE 1, 2, Fig.1)	$P_{PPM}$	Minimum 400	Watts
Peak Pulse Current of on 10/1000 µs waveform (Note 1, Fig 3)	$I_{PPM}$	SEE TABLE 1	Amps
Peak Forward Surge Current, 8.3ms Single Half Sine-wave Superimposed on Rated Load, (JEDEC Method)(Note2, 3)	$I_{FSM}$	40	Amps
Operatings and Storage Temperature Range	$T_J, T_{STG}$	-55 +150	°C

**NOTES:**

1. Non-repetitive current pulse, per Fig.3 and derated above Ta=25 °C per Fig.2.
2. Mounted on Copper Pad area of 0.8x0.8" (20x20mm) per Fig.5.
3. 8.3ms single half sine-wave, or equivalent square wave, Duty cycle=4 pulses per minutes maximum.

Certified RoHS Compliant

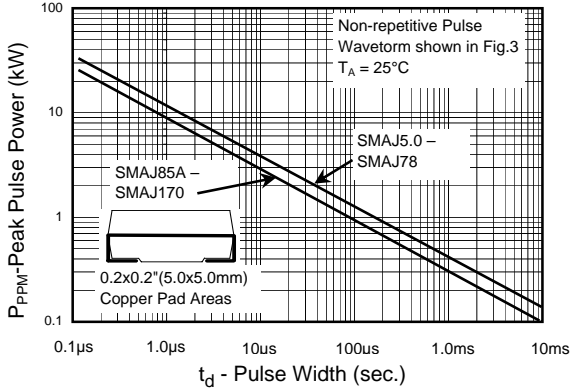
UL File # E223026

# MDE Semiconductor, Inc.

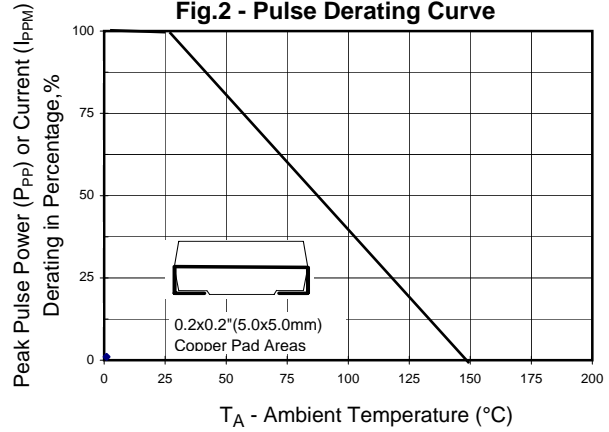
78-150 Calle Tampico, Unit 210, La Quinta, CA., USA 92253 Tel: 760-564-8656 • Fax: 760-564-2414  
 1-800-831-4881 Email: sales@mde semiconductor.com Web: www.mde semiconductor.com

## RATING AND CHARACTERISTIC CURVES SMAJ SERIES

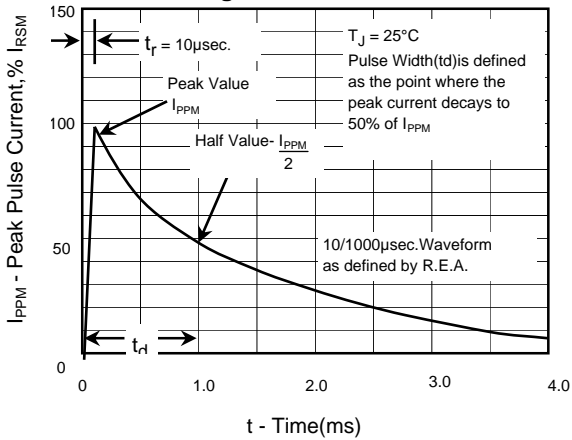
**Fig. 1 - Peak Pulse Power Rating**



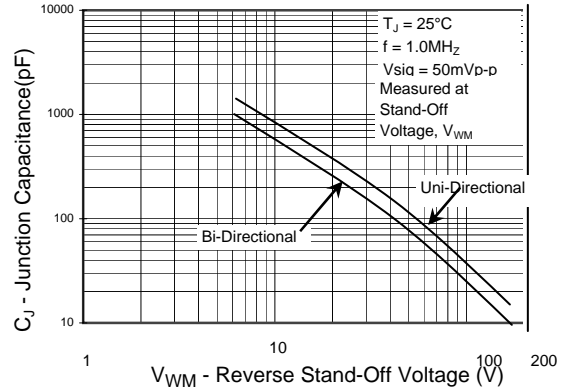
**Fig.2 - Pulse Derating Curve**



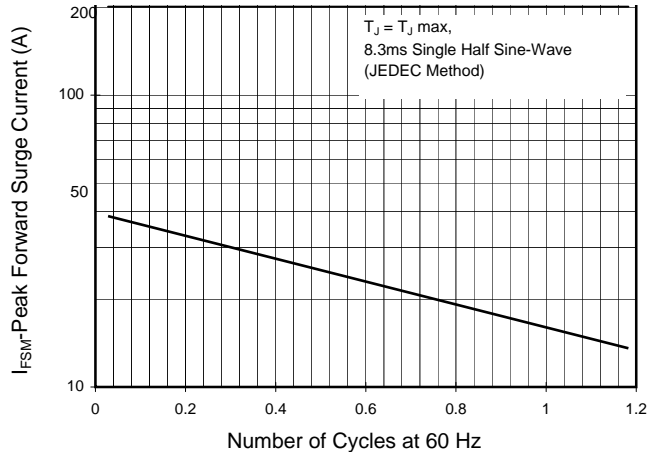
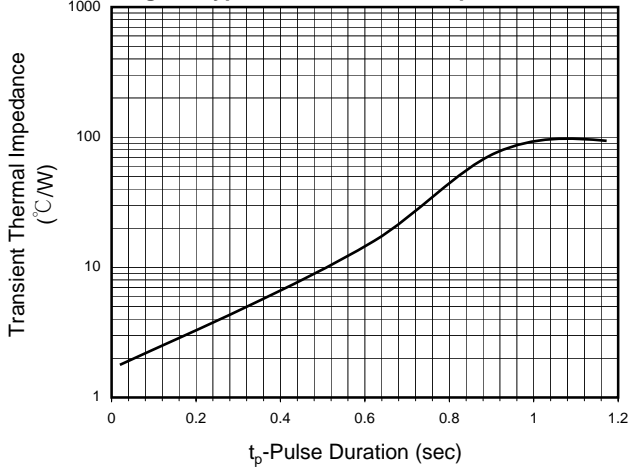
**Fig.3 - Pulse Waveform**



**Fig.4 - Typical Junction Capacitance**



**Fig. 5 - Typ. Transient Thermal Impedance**



# MDE Semiconductor, Inc.

78-150 Calle Tampico, Unit 210, La Quinta, CA., USA 92253 Tel: 760-564-8656 • Fax: 760-564-2414  
1-800-831-4881 Email: sales@mdesemiconductor.com Web: www.mdesemiconductor.com

## 400 Watt Surface Mount TVS

UNI-POLAR	BI-POLAR	DEVICE MARKING CODE		REVERSE STANDOFF VOLTAGE $V_{RWM}$ (V)	BREAKDOWN VOLTAGE $V_{BR}$ (V) MIN. @ $I_T$	BREAKDOWN VOLTAGE $V_{BR}$ (V) MAX. @ $I_T$	TEST CURRENT ( $I_T$ ) mA	MAXIMUM CLAMPING VOLTAGE @ $I_{PP}$ $V_C$ (V)	PEAK PULSE CURRENT $I_{PP}$ (A)	REVERSE LEAKAGE @ $V_{RWM}$ $I_R$ ( $\mu$ A)
		UNI	BI							
SMAJ5.0A	SMAJ5.0CA	AE	WE	5.00	6.40	7.00	10	9.2	43.5	800
SMAJ6.0A	SMAJ6.0CA	AG	WG	6.00	6.67	7.37	10	10.3	38.8	800
SMAJ6.5A	SMAJ6.5CA	AK	WK	6.50	7.22	7.98	10	11.2	35.7	500
SMAJ7.0A	SMAJ7.0CA	AM	WM	7.00	7.78	8.60	10	12.0	33.3	200
SMAJ7.5A	SMAJ7.5CA	AP	WP	7.50	8.33	9.21	1	12.9	31.0	100
SMAJ8.0A	SMAJ8.0CA	AR	WR	8.00	8.89	9.83	1	13.6	29.4	50
SMAJ8.5A	SMAJ8.5CA	AT	WT	8.50	9.44	10.40	1	14.4	27.8	20
SMAJ9.0A	SMAJ9.0CA	AV	WV	9.00	10.00	11.10	1	15.4	26.0	10
SMAJ10A	SMAJ10CA	AX	WX	10.00	11.10	12.30	1	17.0	23.5	5
SMAJ11A	SMAJ11CA	AZ	WZ	11.00	12.20	13.50	1	18.2	22.0	5
SMAJ12A	SMAJ12CA	BE	XE	12.00	13.30	14.70	1	19.9	20.1	5
SMAJ13A	SMAJ13CA	BG	XG	13.00	14.40	15.90	1	21.5	18.6	5
SMAJ14A	SMAJ14CA	BK	XK	14.00	15.60	17.20	1	23.2	17.2	5
SMAJ15A	SMAJ15CA	BM	XM	15.00	16.70	18.50	1	24.4	16.4	5
SMAJ16A	SMAJ16CA	BP	XP	16.00	17.80	19.70	1	26.0	15.4	5
SMAJ17A	SMAJ17CA	BR	XR	17.00	18.90	20.90	1	27.6	14.5	5
SMAJ18A	SMAJ18CA	BT	XT	18.00	20.00	22.10	1	29.2	13.7	5
SMAJ20A	SMAJ20CA	BV	XV	20.00	22.20	24.50	1	32.4	12.3	5
SMAJ22A	SMAJ22CA	BX	XX	22.00	24.40	26.90	1	35.5	11.3	5
SMAJ24A	SMAJ24CA	BZ	XZ	24.00	26.70	29.50	1	38.9	10.3	5
SMAJ26A	SMAJ26CA	CE	YE	26.00	28.90	31.90	1	42.1	9.5	5
SMAJ28A	SMAJ28CA	CG	YG	28.00	31.10	34.40	1	45.4	8.8	5
SMAJ30A	SMAJ30CA	CK	YK	30.00	33.30	36.80	1	48.4	8.3	5
SMAJ33A	SMAJ33CA	CM	YM	33.00	36.70	40.60	1	53.3	7.5	5
SMAJ36A	SMAJ36CA	CP	YP	36.00	40.00	44.20	1	58.1	6.9	5
SMAJ40A	SMAJ40CA	CR	YR	40.00	44.40	49.10	1	64.5	6.2	5
SMAJ43A	SMAJ43CA	CT	YT	43.00	47.80	52.80	1	69.4	5.8	5
SMAJ45A	SMAJ45CA	CV	YV	45.00	50.00	55.30	1	72.7	5.5	5
SMAJ48A	SMAJ48CA	CX	YX	48.00	53.30	58.90	1	77.4	5.2	5
SMAJ51A	SMAJ51CA	CZ	YZ	51.00	56.70	62.70	1	82.4	4.9	5
SMAJ54A	SMAJ54CA	RE	ZE	54.00	60.00	66.30	1	87.1	4.6	5
SMAJ58A	SMAJ58CA	RG	ZG	58.00	64.40	71.20	1	93.6	4.3	5
SMAJ60A	SMAJ60CA	RK	ZK	60.00	66.70	73.70	1	96.8	4.1	5
SMAJ64A	SMAJ64CA	RM	ZM	64.00	71.10	78.60	1	103.0	3.9	5
SMAJ70A	SMAJ70CA	RP	ZP	70.00	77.80	86.00	1	113.0	3.5	5
SMAJ75A	SMAJ75CA	RR	ZR	75.00	83.30	92.10	1	121.0	3.3	5
SMAJ78A	SMAJ78CA	RT	ZT	78.00	86.70	95.80	1	126.0	3.2	5
SMAJ85A	SMAJ85CA	RV	ZV	85.00	94.40	104.00	1	137.0	2.9	5
SMAJ90A	SMAJ90CA	RX	ZX	90.00	100.00	111.00	1	146	2.7	5
SMAJ100A	SMAJ100CA	RZ	ZZ	100.00	111.00	123.00	1	162	2.5	5
SMAJ110A	SMAJ110CA	SE	VE	110.00	122.00	135.00	1	177	2.3	5
SMAJ120A	SMAJ120CA	SG	VG	120.00	133.00	147.00	1	193	2.1	5
SMAJ130A	SMAJ130CA	SK	VK	130.00	144.00	159.00	1	209	1.9	5
SMAJ150A	SMAJ150CA	SM	VM	150.00	167.00	185.00	1	243	1.6	5
SMAJ160A	SMAJ160CA	SP	VP	160.00	178.00	197.00	1	259	1.5	5
SMAJ170A	SMAJ170CA	SR	VR	170.00	189.00	209.00	1	275	1.5	5
SMAJ180A	SMAJ180CA	ST	VT	180.00	201.00	222.00	1	292	1.4	5
SMAJ200A	SMAJ200CA	SV	VV	200.00	224.00	247.00	1	324	1.2	5
SMAJ220A	SMAJ220CA	SX	VX	220.00	246.00	272.00	1	356	1.1	5
SMAJ250A	SMAJ250CA	SZ	VZ	250.00	279.00	309.00	1	405	1.0	5
SMAJ300A	SMAJ300CA	TE	UE	300.00	335.00	371.00	1	486	0.8	5
SMAJ350A	SMAJ350CA	TG	UG	350.00	391.00	432.00	1	567	0.7	5
SMAJ400A	SMAJ400CA	TK	UK	400.00	447.00	494.00	1	648	0.6	5
SMAJ440A	SMAJ440CA	TM	UM	440.00	492.00	543.00	1	713	0.6	5

For bidirectional type having  $V_{RWM}$  of 10 volts and less, the  $I_R$  limit is double.

For parts without A, the  $V_{BR}$  is  $\pm 10\%$