


ZENER DIODES

SMAZ5V1--SMAZ200

FEATURES

- 1.0W power dissipation
- High surge capability
- Ideally suited for automatic assembly
- 5.1V-39V nominal zener voltage range
- Standard VZ tolerance is $\pm 5\%$



MECHANICAL DATA

- Case: JEDEC SMA ,molded plastic
- Terminals: Solderable per MILSTD-202,Method 208
- Polarity: Color band denotes cathods end
- Weight: 0.002ounces, 0.064 grams
- Mounting position: any

Maximum Ratings and Thermal Characteristics ($T_A=25^\circ\text{C}$ unless otherwise noted)

Parameter	Symbol	Value	Unit
Power dissipation at $T_A=50^\circ\text{C}$ (Note 1)	P_{tot}	1.0	W
Forward voltage @ $I_F=200\text{mA}$	V_F	1.2	V
Maximum thermal resistance junction to ambient	$R_{\theta JA}$	125	$^\circ\text{C/W}$
Maximum thermal resistance junction to terminal	$R_{\theta JT}$	30	$^\circ\text{C/W}$
Junction temperature	T_J	-55---+150	$^\circ\text{C}$
Storage temperature range	T_{STG}	-55---+150	$^\circ\text{C}$

1) 1inch×0.85inch×0.062inch.

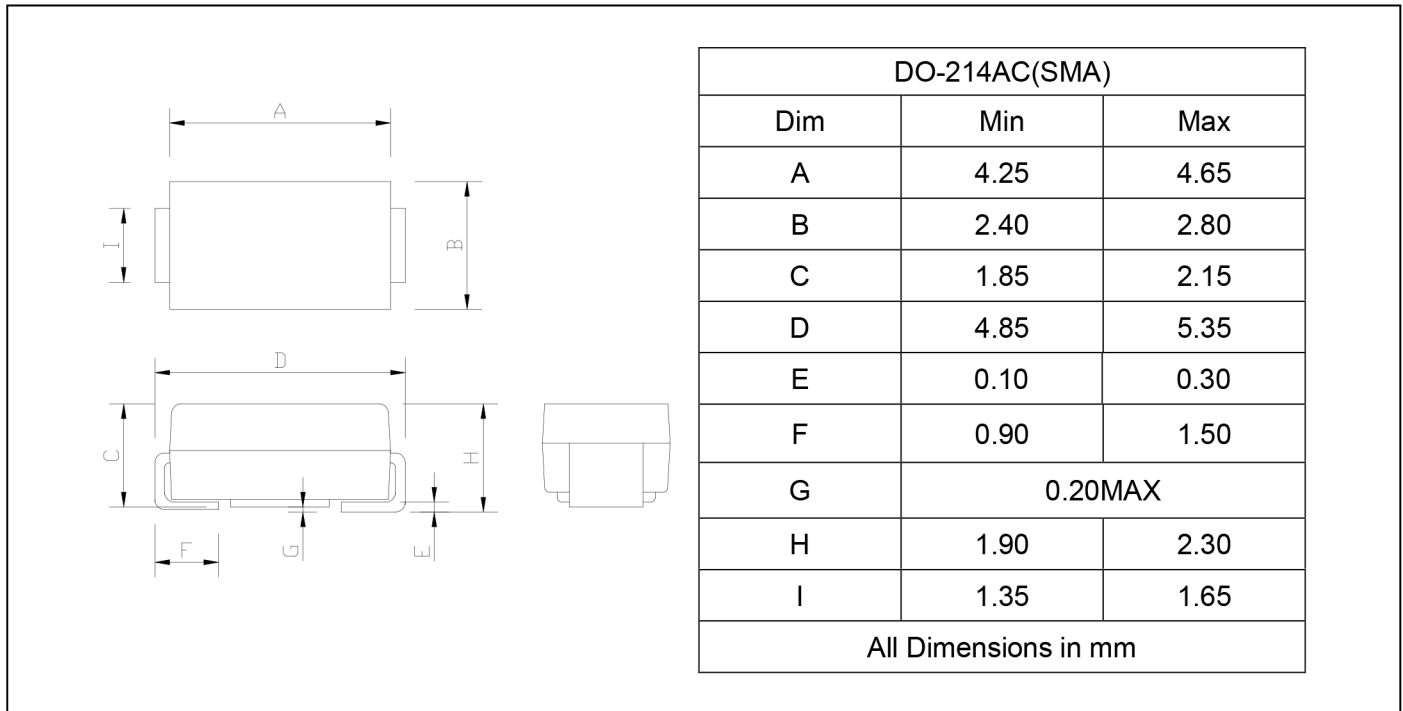
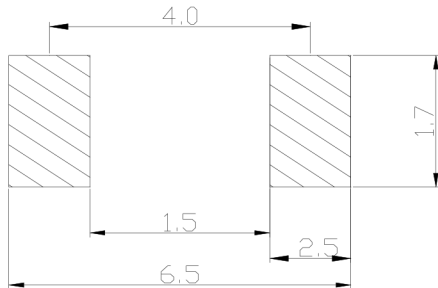
ZENER DIODES
SMAZ5V1--SMAZ200
ELECTRICAL CHARACTERISTICS (Ratings at 25°C ambient temperature unless otherwise specified)

Type (Note 3)	Marking Code	Zener Voltage Range(Note 2)			Test Current	Maximum Zener Impedance			Maximum Reverse Current		I _{ZM} Max (Note1)
		V _Z @I _{ZT}			I _{ZT}	Z _{ZT} @I _{ZT}	Z _{ZK} @I _{ZK}		I _R @V _R		
		Nom(V)	Min(V)	Max(V)	m A	Ω	Ω	m A	μ A	V	m A
SMAZ5V1	ZHK	5.1	4.84	5.40	100	5.0	500	1.0	2.5	1.0	196
SMAZ5V6	ZHL	5.6	5.32	5.88	100	2.0	250	2.0	5.0	2.0	179
SMAZ6V2	ZHN	6.2	5.89	6.51	100	2.0	200	2.0	5.0	3.0	161
SMAZ6V8	ZHO	6.8	6.46	7.14	100	2.0	200	1.0	5.0	4.0	147
SMAZ7V5	ZHQ	7.5	7.13	7.88	100	2.0	450	1.0	5.0	5.0	133
SMAZ8V2	ZHR	8.2	7.79	8.61	100	2.0	200	1.0	5.0	6.0	122
SMAZ9V1	ZHT	9.1	8.65	9.56	50	4.0	200	1.0	5.0	7.0	110
SMAZ10	ZHU	10	9.50	10.50	50	4.0	200	1.0	1.0	7.6	100
SMAZ12	ZHW	12	11.40	12.60	50	7.0	150	1.0	1.0	9.1	83
SMAZ15	ZHZ	15	14.25	15.75	50	10	150	1.0	1.0	11.4	67
SMAZ16	ZJA	16	15.20	16.80	25	15	150	1.0	0.5	12.2	63
SMAZ18	ZJF	18	17.10	18.90	25	15	150	1.0	0.5	13.7	56
SMAZ20	ZJG	20	19.00	21.00	25	15	180	1.0	0.5	15.2	50
SMAZ22	ZJK	22	20.90	23.10	25	15	180	1.0	0.5	16.7	45
SMAZ24	ZJL	24	22.80	25.20	25	15	180	1.0	0.5	18.2	42
SMAZ27	ZJN	27	25.65	28.35	25	15	200	1.0	0.5	20.5	37
SMAZ30	ZJQ	30	28.50	31.50	25	15	250	1.0	0.5	22.8	33
SMAZ33	ZJR	33	31.35	34.65	25	15	300	1.0	0.5	25.1	30
SMAZ36	ZJS	36	34.20	37.80	10	40	350	1.0	0.5	27.4	28
SMAZ39	ZJT	39	37.05	40.95	10	40	450	1.0	0.5	29.6	26
SMAZ47	ZJV	47	44.65	49.35	10	45	600	1.0	0.5	35.7	21
SMAZ68	ZKM	68	64.60	71.40	10	80	1000	1.0	0.5	47.1	15
SMAZ100	ZKQ	100	95.00	105.00	5.0	200	2000	1.0	0.5	75	10
SMAZ150	ZKR	150	142.50	157.50	5.0	300	4000	0.5	0.5	114	7.0
SMAZ200	ZKW	200	190.00	210.00	5.0	350	6000	0.5	0.5	152	5.0

Notes: (1) Device mounted on FR-4 PCB, 1inch×0.85inch×0.062incht. www.galaxycn.com

(2) Short duration test pulse used to minimize self-heating effect.

(3) Zener voltage below 5.1V available upon request.

ZENER DIODES
SMAZ5V1--SMAZ200
PACKAGE OUTLINE DIMENSIONS

SOLDERING FOOTPRINT


Unit : mm

PACKAGE INFORMATION

Device	Package	Shipping
SMAZ5V1-SMZA200	DO-214AC(SMA)	5000/Tape&Reel

FIG.1 – TYPICAL FORWARD CHARACTERISTIC

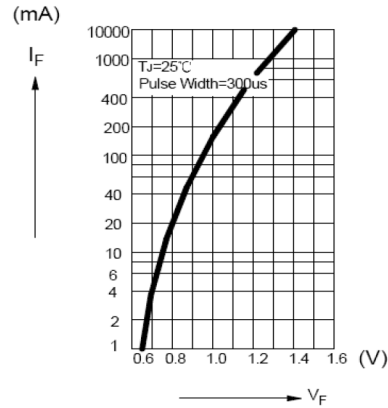


FIG.2 – ADMISSIBLE POWER DISSIPATION VERSUS AMBIENT TEMPERATURE

