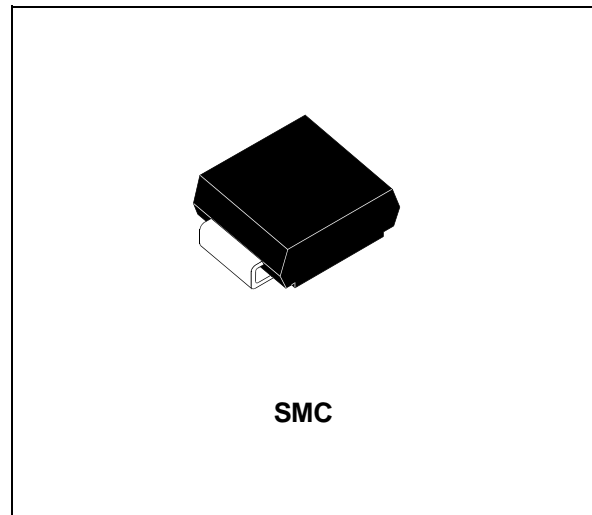


**FAST RECOVERY RECTIFIER DIODES**
**FEATURES**

- VERY LOW REVERSE RECOVERY TIME
- VERY LOW SWITCHING LOSSES
- LOW NOISE TURN-OFF SWITCHING
- SURFACE MOUNT DEVICE

**DESCRIPTION**

Single high voltage rectifier ranging from 200V to 400 V suited for Switch Mode Power Supplies and other power converters.


**ABSOLUTE MAXIMUM RATINGS**

Symbol	Parameter		Value	Unit
$I_{F(RMS)}$	RMS forward current		10	A
$I_{F(AV)}$	Average forward current	$T_I=55^{\circ}\text{C}$ $\delta = 0.5$	3	A
$I_{FSM}$	Non repetitive surge peak forward current	$t_p=10\text{ms}$ sinusoidal	60	A
$T_{stg}$ $T_J$	Storage and junction temperature range		- 40 to + 150 - 40 to + 150	$^{\circ}\text{C}$ $^{\circ}\text{C}$

Symbol	Parameter	Value	Unit
$V_{RRM}$	Repetitive peak reverse voltage	400	V

**THERMAL RESISTANCE**

Symbol	Parameter	Value	Unit
$R_{th(j-l)}$	Junction-leads	20	$^{\circ}\text{C}/\text{W}$

## SMBYT03

### ELECTRICAL CHARACTERISTICS STATIC CHARACTERISTICS

Symbol	Test Conditions		Min.	Typ.	Max.	Unit
$V_F$ *	$T_j = 25^\circ\text{C}$	$I_F = 3\text{ A}$			1.5	V
	$T_j = 100^\circ\text{C}$			1.05	1.4	
$I_R$ **	$T_j = 25^\circ\text{C}$	$V_R = V_{RRM}$			10	$\mu\text{A}$
	$T_j = 100^\circ\text{C}$			0.2	0.6	mA

Pulse test : \*  $t_p = 380\ \mu\text{s}$ , duty cycle < 2 %

\*\*  $t_p = 5\ \text{ms}$ , duty cycle < 2 %

### RECOVERY CHARACTERISTICS

Symbol	Test Conditions		Min.	Typ.	Max.	Unit
trr	$T_j = 25^\circ\text{C}$	$I_F = 0.5\text{A}$ $I_{rr} = 0.25\text{A}$ $I_R = 1\text{A}$			25	ns
		$I_F = 1\text{A}$ $di_F/dt = -15\text{A}/\mu\text{s}$ $V_R = 30\text{V}$			60	

### TURN-OFF SWITCHING CHARACTERISTICS (Without serie inductance)

Symbol	Test Conditions		Min.	Typ.	Max.	Unit
$t_{IRM}$	$V_{CC} = 200\text{V}$ $T_j = 100^\circ\text{C}$	$I_F = 3\text{A}$ $L_p \leq 0.05\ \mu\text{H}$ $di_F/dt = -50\text{A}/\mu\text{s}$		35	50	ns
$I_{RM}$				1.5	2	A

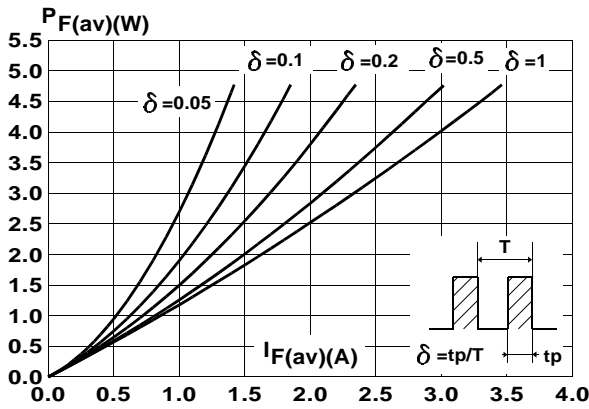
To evaluate the conduction losses use the following equation :

$$P = 1.1 \times I_{F(AV)} + 0.08 \times I_{F(RMS)}^2$$

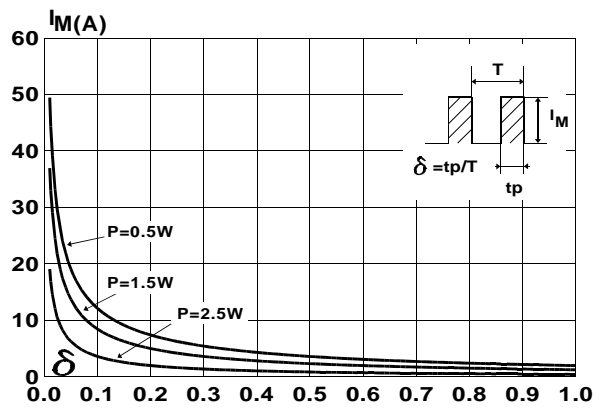
<b>Voltage (V)</b>	200	300	400
<b>Marking</b>	C2	C3	C4

Laser marking  
Logo indicates cathode

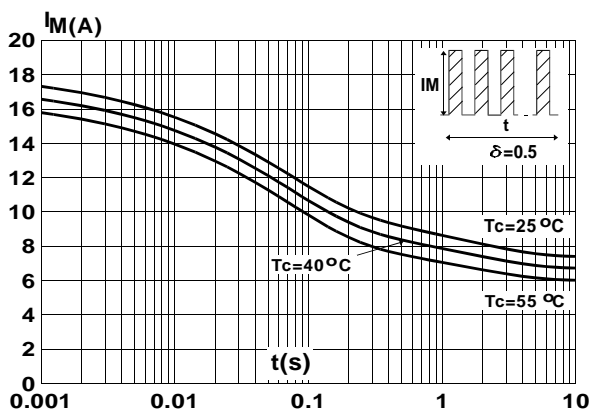
**Fig.1** : Low frequency power losses versus average current.



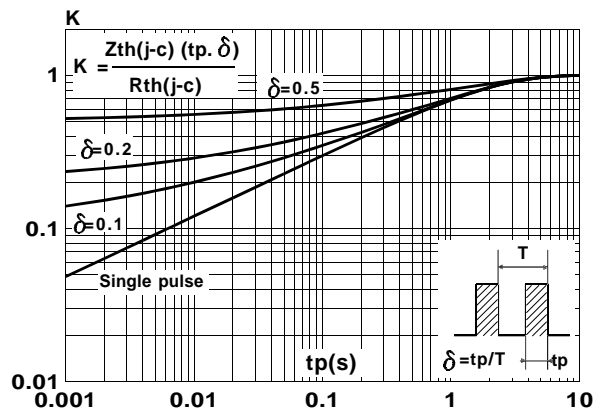
**Fig.2** : Peak current versus form factor.



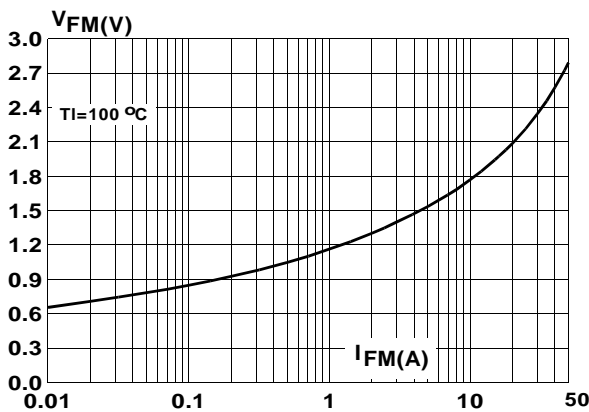
**Fig.3** : Non repetitive surge peak forward current versus overload duration.



**Fig.4** : Relative variation of thermal impedance junction to lead versus pulse duration.



**Fig.5** : Voltage drop versus forward current. (Maximum values)



**Fig.6** : Average current versus ambient temperature. (duty cycle : 0.5)

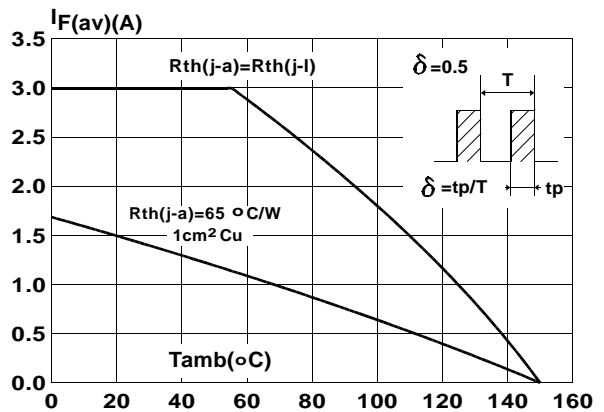


Fig.7 : Recovery time versus  $di_F/dt$ .

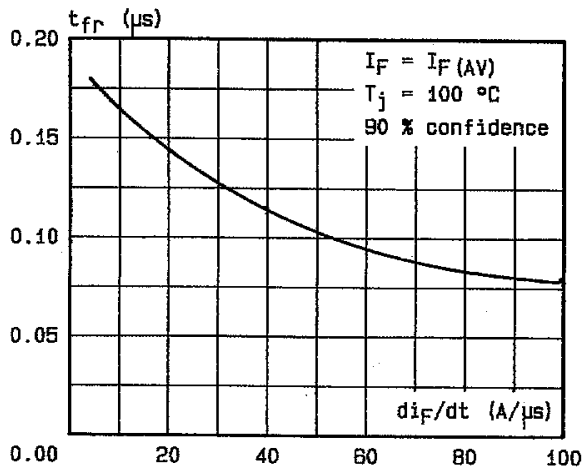


Fig.9 : Peak reverse current versus  $di_F/dt$ .

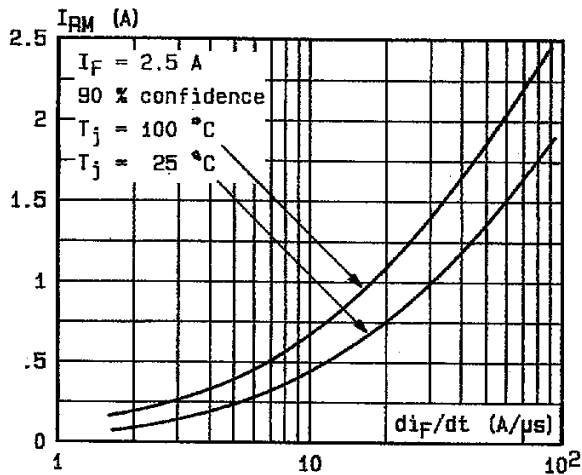


Fig.11 : Dynamic parameters versus junction temperature.

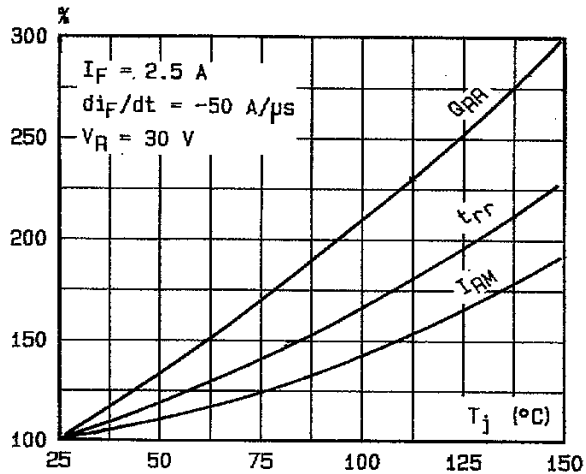


Fig.8 : Peak forward voltage versus  $di_F/dt$ .

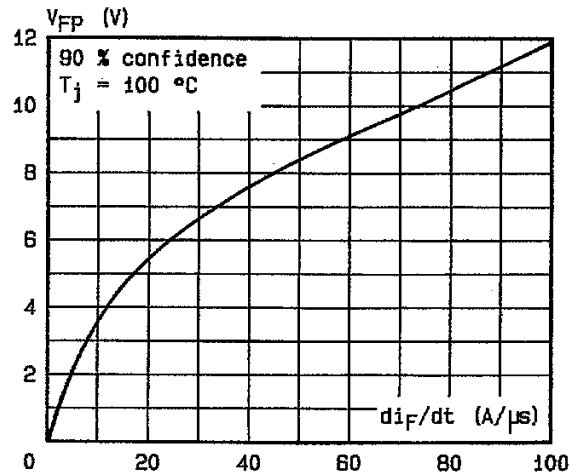


Fig.10 : Recovery charge versus  $di_F/dt$ . (typical values)

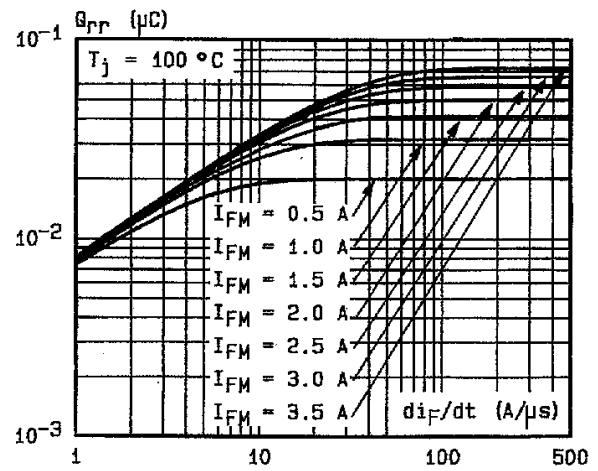
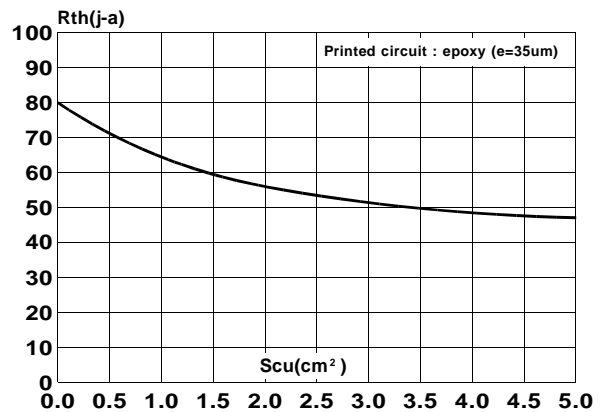
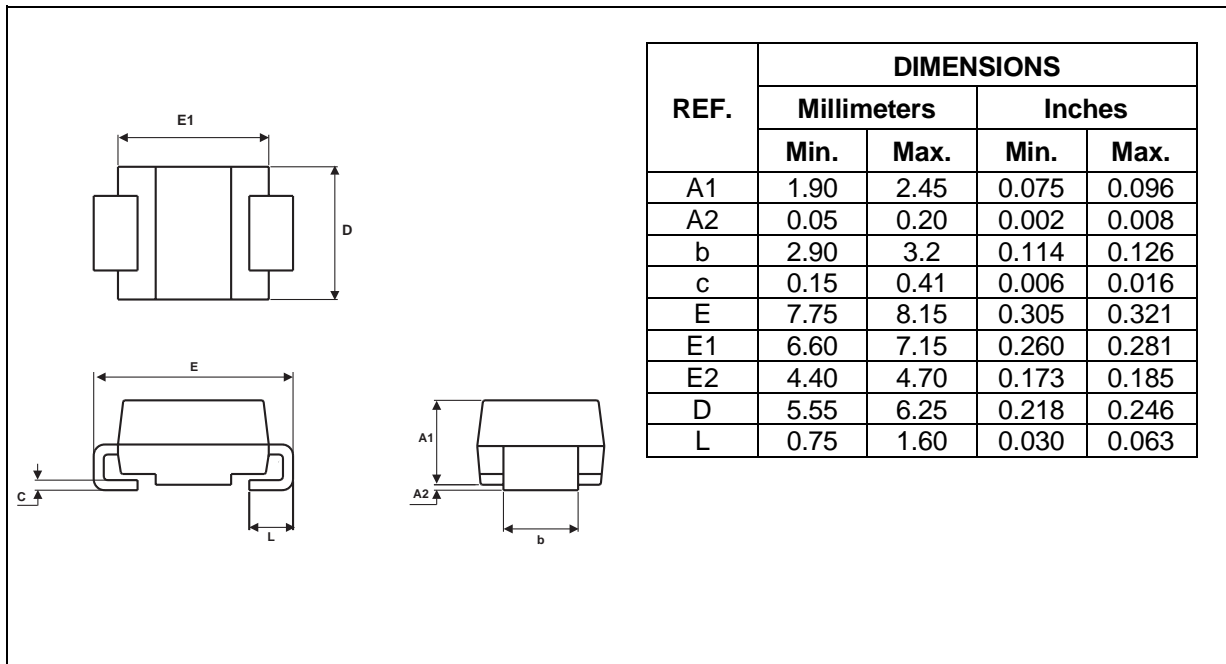


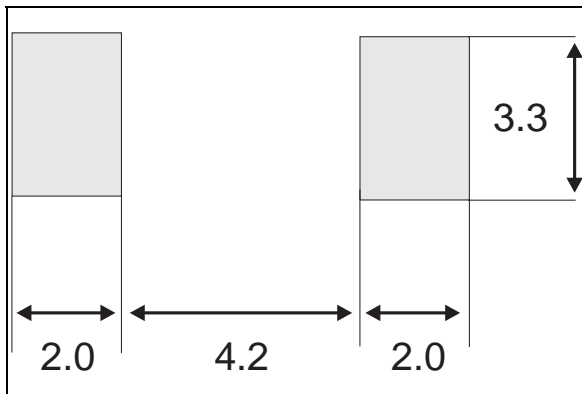
Fig.12 : Thermal resistance junction to ambient versus copper surface under each lead.



**PACKAGE MECHANICAL DATA**  
SMC



**FOOTPRINT DIMENSIONS**  
SMC



Information furnished is believed to be accurate and reliable. However, STMicroelectronics assumes no responsibility for the consequences of use of such information nor for any infringement of patents or other rights of third parties which may result from its use. No license is granted by implication or otherwise under any patent or patent rights of STMicroelectronics. Specifications mentioned in this publication are subject to change without notice. This publication supersedes and replaces all information previously supplied. STMicroelectronics products are not authorized for use as critical components in life support devices or systems without express written approval of STMicroelectronics.

The ST logo is a registered trademark of STMicroelectronics

© 1999 STMicroelectronics - Printed in Italy - All rights reserved.

STMicroelectronics GROUP OF COMPANIES

Australia - Brazil - China - Finland - France - Germany - Hong Kong - India - Italy - Japan - Malaysia  
Malta - Morocco - Singapore - Spain - Sweden - Switzerland - United Kingdom - U.S.A.

<http://www.st.com>