

# 2.00mm (0.079") PITCH CONNECTOR

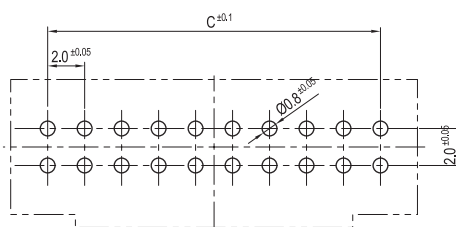
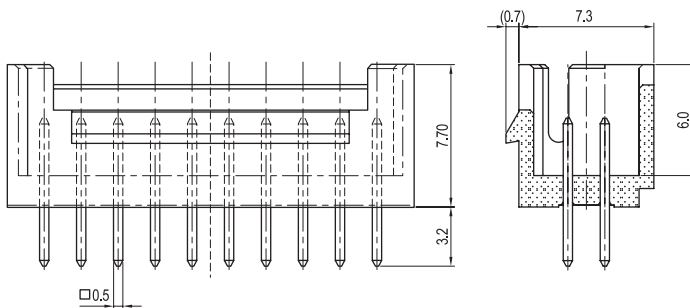
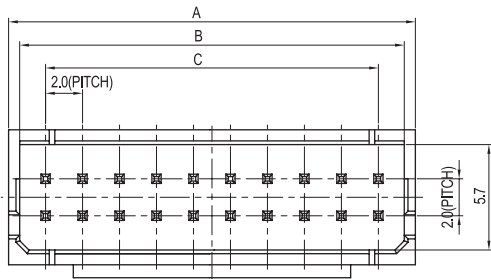
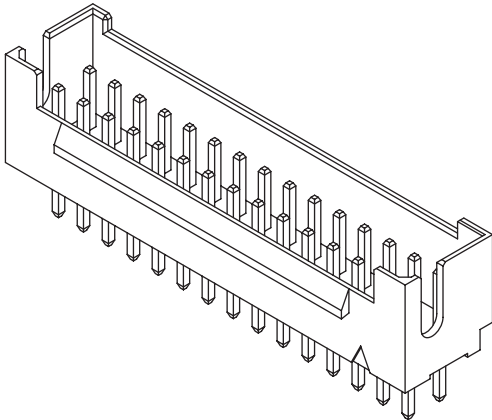


Wire-to-Board  
Wafer

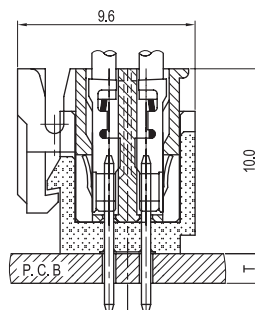
**SMW200-NNC Series**

DIP

Straight



PCB LAYOUT



PCB ASS'Y

## Material

I/NO	DESCRIPTION	TITLE	MATERIAL
1	WAFER	SMW200-NNC	PA66, UL 94V Grade
2	PIN		Brass & Tin Plated

## Available Pin

PARTS NO.	A	B	C
SMW200 - 10C	12.0	10.8	8.0
SMW200 - 12C	14.0	12.8	10.0
SMW200 - 14C	16.0	14.8	12.0
SMW200 - 16C	18.0	16.8	14.0
SMW200 - 18C	20.0	18.8	16.0
SMW200 - 20C	22.0	20.8	18.0
SMW200 - 22C	24.0	22.8	20.0
SMW200 - 24C	26.0	24.8	22.0
SMW200 - 26C	28.0	26.8	24.0
SMW200 - 28C	30.0	28.8	26.0
SMW200 - 30C	32.0	30.8	28.0
SMW200 - 32C	34.0	32.8	30.0
SMW200 - 34C	36.0	34.8	32.0
SMW200 - 36C	38.0	36.8	34.0
SMW200 - 38C	40.0	38.8	36.0
SMW200 - 40C	42.0	40.8	38.0

## Specification

ITEM	SPEC
Voltage Rating	AC/DC 250V
Current Rating	AC/DC 3A
Operating Temperature	-25°C~+85°C
Contact Resistance	30mΩ MAX
Withstanding Voltage	AC1000V/1min
Insulation Resistance	1000MΩ MIN
Applicable Wire	AWG #22~#28
Applicable P.C.B	1.2~1.6mm
Applicable FPC/FFC	-
Solder Height	-
Crimp Tensile Strength	-
UL FILE NO	-