

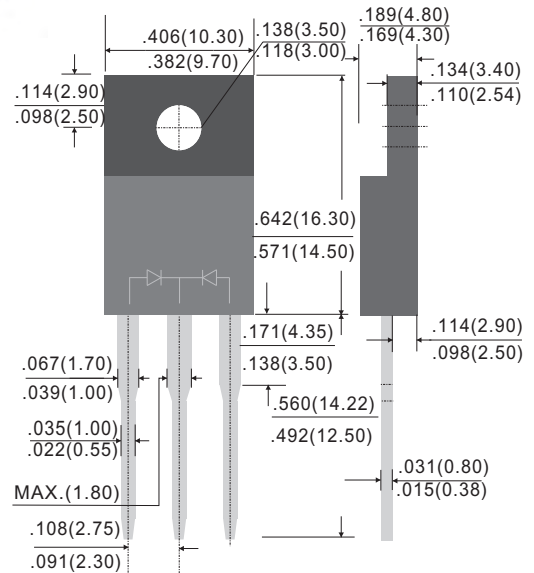


Mechanical Date

- Case: ITO-220
- Case Material: Molded Plastic, UL Flammability Classification Rating 94V-0
- Terminals: Matte Tin Finish annealed over copper Lead frame. Solderable per MIL-STD-202
- Weight: 1.1 J grams (approximate)



ITO-220



Dimensions in inches and (millimeters)

Features

- Guard Ring for over voltage Protection
- High forward surge capability
- High frequency operation
- Component in accordance to RoHS 2002/95/EC
- **Pb-Free package is available**
RoHS product for packing code suffix "G"
Halogen free product for packing code suffix "H"

MAXIMUM RATINGS (TA=25°C unless otherwise noted)								
PARAMETER	SYMBOL	SP1640C	SP1660C	SP16100C	SP16150C	SP16200C	UNIT	
Maximum repetitive peak reverse voltage	V_{RRM}	40	60	100	150	200	V	
Maximum RMS voltage	V_{RMS}	28	42	70	105	140	V	
Maximum DC blocking voltage	V_{DC}	40	60	100	150	200	V	
Maximum average forward rectified current (Total) (Per Leg)	I_F	16 8						A
Peak forward surge current, 8.3ms single half sine-wave superimposed on rated load	I_{FSM}	125.0						A
Maximum Instantaneous IF=8A @ 25°C Forward Voltage IF=8A @ 100°C	V_F	0.55 0.52	0.70 0.60	0.85 0.70	0.92 0.80		V	
Maximum DC Reverse Current @ Tc=25°C at Rated DC Blocking Voltage @ Tc=100°C	I_R	0.5 30		0.2 10				mA
Typical Junction Capacitance (NOTE1)	C_j	450	350	250	200	150	pF	
Typical Thermal Resistance	$R_{\theta JC}$	3						°C/W
Operating Temperature Range	T_J	-55 to +125			-55 to +150			°C
Storage Temperature Range	T_{STG}	-55 to +150						°C

NOTES: 1. Measured at 1.0MHZ and applied reverse voltage of 4.0V DC

FIG. 1-TYPICAL FORWARD CURRENT DERATING CURVE

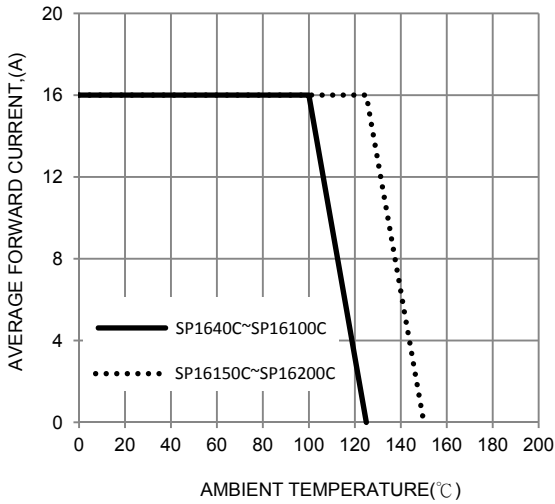


FIG. 2-TYPICAL FORWARD CHARACTERISTICS

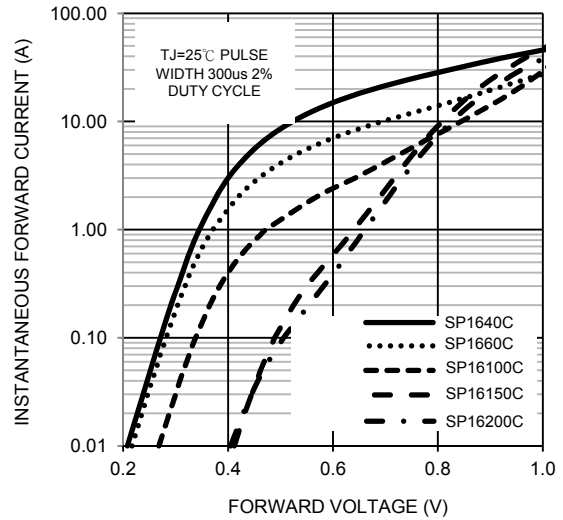


FIG. 3-MAXIMUM NON-REPETITIVE FORWARD SURGE CURRENT

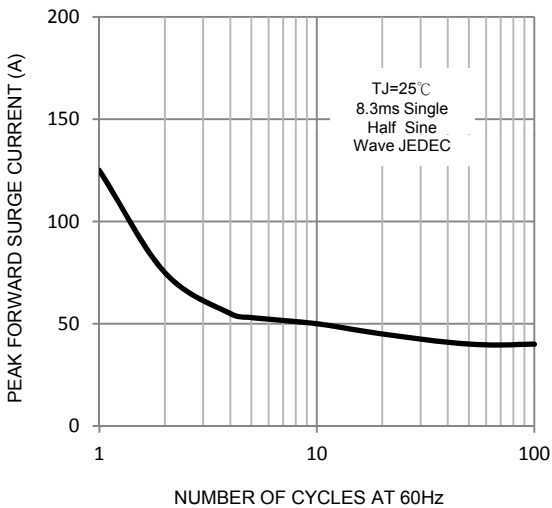


FIG. 4-TYPICAL REVERSE CHARACTERISTICS

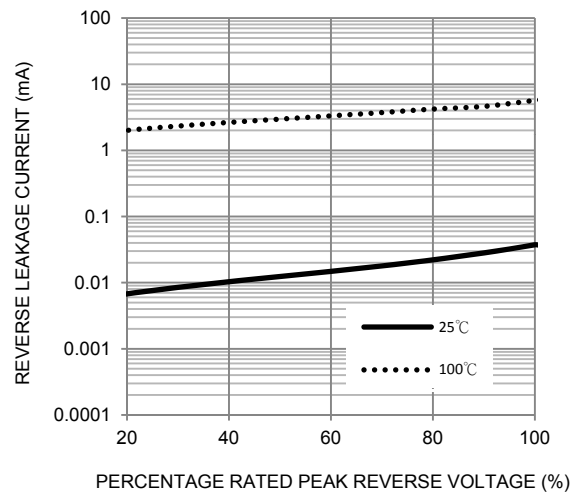


FIG. 5-TYPICAL JUNCTION CAPACITANCE

