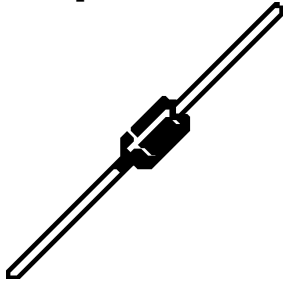
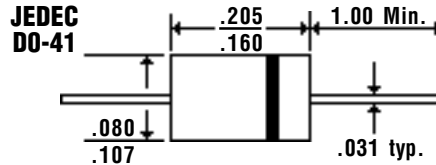


Description



Mechanical Dimensions



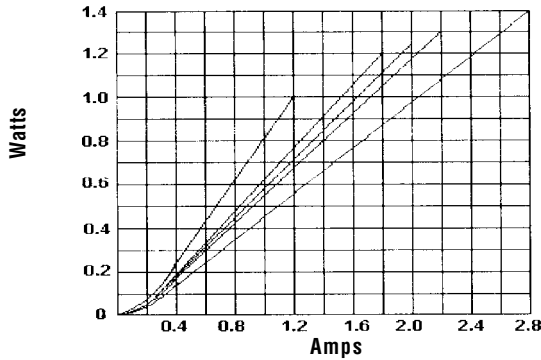
SR220 ... 260 Series

Features

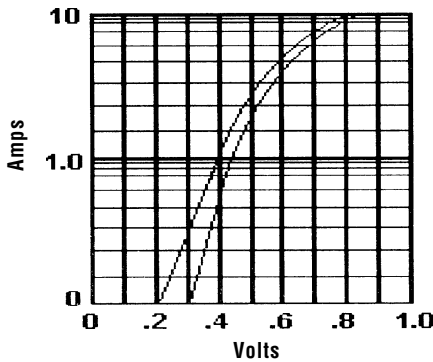
- **LOW FORWARD VOLTAGE**
- **HIGH-SPEED SWITCHING**
- **PLANAR PROCESS FOR RELIABILITY**
- **MEETS UL SPECIFICATION 94V-0**

Electrical Characteristics @ 25°C.	SR220 ... 260 Series					Units
Maximum Ratings	SR220	SR230	SR240	SR250	SR260	
Peak Repetitive Reverse Voltage... V_{RRM}	20	30	40	50	60	Volts
Working Peak Reverse Voltage... V_{RWM}	20	30	40	50	60	Volts
DC Blocking Voltage... V_{DC}	20	30	40	50	60	Volts
Average Forward Rectified Current... $I_{F(av)}$ @ $T_c = 135^\circ\text{C}$ 2.0					Amps
Non-Repetitive Peak Forward Surge Current... I_{FSM} @ Rated Current & Temp, 10mS Sine Wave 100					Amps
Forward Voltage @ 2.0A... V_F 0.55					Volts
DC Reverse Current... I_R @ Rated DC Blocking Voltage 2.0					mAmps
Operating & Storage Temperature Range... T_J, T_{STRG} -40 to 125					°C

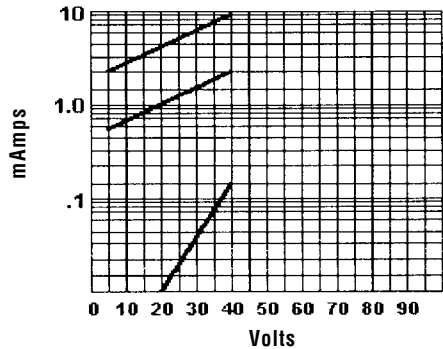
Forward Power Dissipation



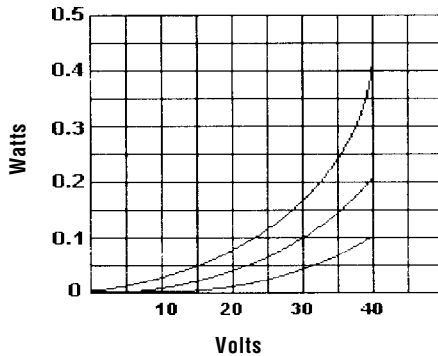
Forward Voltage Characteristics



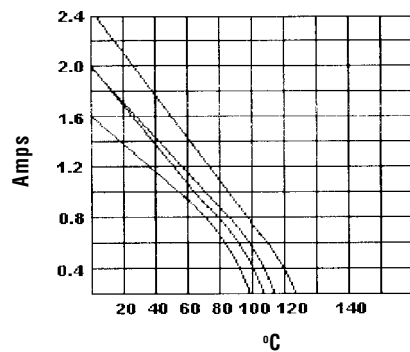
Reverse Characteristics



Reverse Power Dissipation



Thermal Characteristics



Ratings at 25 Deg. C ambient temperature unless otherwise specified.

Single Phase Half Wave, 60 HZ Resistive or Inductive Load.

For Capacitive Load, Derate Current by 20%.

- NOTES:**
1. Measured @ 1 MHz and applied reverse voltage of 4.0V.
 2. Thermal Resistance Junction to Ambient, Jedec Method.
 3. When Mounted to heat sink, from body.