



SRA1020 THRU SRA1060

10.0 AMPS. SCHOTTKY BARRIER RECTIFIERS

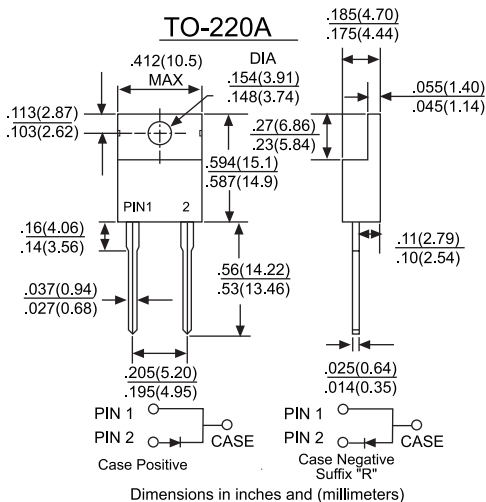
**Voltage Range
20 to 60 Volts
Current
10.0 Amperes**

Features

- Low forward voltage drop
- High current capability
- High reliability
- High surge current capability

Mechanical Data

- Cases: TO-220A molded plastic
- Epoxy: UL 94V-O rate flame retardant
- Lead: Axial leads, solderable per MIL-STD-202, Method 208 guaranteed
- Polarity: As marked
- High temperature soldering guaranteed: 250°C/10 seconds/.25" (6.35mm) from case.
- Weight: 2.24 grams



MAXIMUM RATINGS AND ELECTRICAL CHARACTERISTICS

Rating at 25°C ambient temperature unless otherwise specified.
Single phase, half wave, 60Hz, resistive or inductive load.
For capacitive load, derate current by 20%

Type Number		SR1020	SR1030	SR1040	SR1050	SR1060	UNITS
Maximum Repetitive Peak Reverse Voltage	V _{RRM}	20	30	40	50	60	V
Maximum RMS Voltage	V _{RMS}	14	21	28	35	42	V
Maximum DC Blocking Voltage	V _{DC}	20	30	40	50	60	V
Maximum Average Forward Rectified Current @T _c =110°C	I _{F(AV)}	10.0					A
Peak Forward Surge Current, 8.3 ms Single Half Sine-wave Superimposed on Rated Load (JEDEC method)	I _{FSM}	250					A
Maximum Instantaneous Forward Voltage @10.0A	V _F	0.55		0.70		V	
Maximum DC Reverse Current @ T _A = 25°C at Rated DC Blocking Voltage @ T _A = 125°C	I _R	1.0			50		mA
Typical Thermal Resistance(Note 1)	R _{θJA}	2.0					°C/W
Typical Junction Capacitance (Note 2)	C _J	600			400		pF
Operating Junction Temperature Range	T _J	-55 to +125					°C
Storage Temperature Range	T _{STG}	-55 to +150					°C

NOTES: 1. Thermal Resistance from Junction to Case Per Leg
2. Measured at 1 MHz and Applied Reverse Voltage of 4.0 V D.C.

RATING AND CHARACTERISTIC CURVES SRA1020 THRU SRA1060



FIG.1- FORWARD CURRENT DERATING CURVE

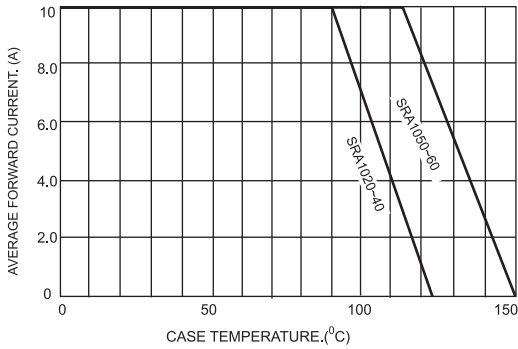


FIG.3- MAXIMUM NON-REPETITIVE PEAK FORWARD SURGE CURRENT

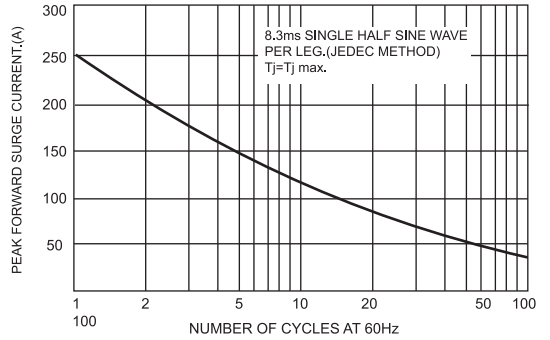


FIG.4-TYPICAL FORWARD CHARACTERISTICS

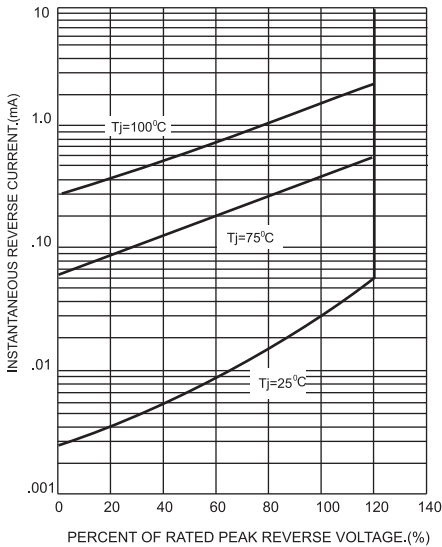


FIG.4-TYPICAL FORWARD CHARACTERISTICS

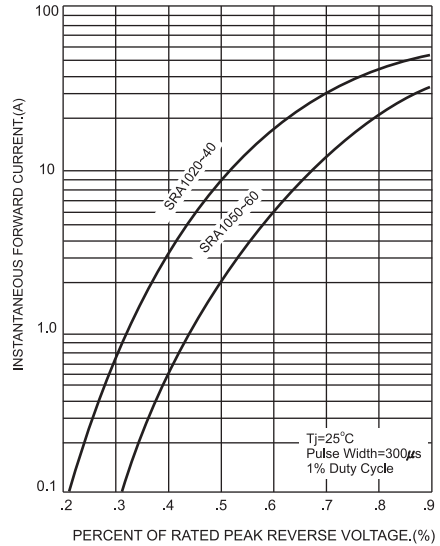


FIG.4-TYPICAL JUNCTION CAPACITANCE

