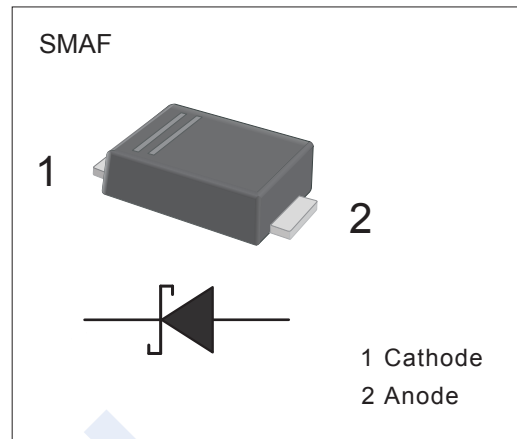


Schottky Diodes

SS220F ~ SS2200F

■ Features

- Surface Mount Fast Recovery Rectifiers
- Reverse Voltage - 20 to 200 V
- Forward Current :2 A
- Low power loss, high efficiency



■ Absolute Maximum Ratings Ta = 25°C

Parameter	Symbol	SS 220F	SS 240F	SS 260F	SS 280F	SS 2100F	SS 2120F	SS 2150F	SS 2200F	Unit	
Repetitive Peak Reverse Voltage	V _{RRM}	20	40	60	80	100	120	150	200	V	
RMS voltage	V _{RMS}	14	28	42	56	70	84	105	140		
Maximum DC Blocking Voltage	V _{DC}	20	40	60	80	100	120	150	200		
Forward Voltage @ I _F =2A	V _F	0.55		0.7		0.85		0.95			
Averaged Forward Current.	I _{FAV}	2									A
Peak Forward Surge Current	I _{FSM}	50				40					
Maximum DC Reverse Current	I _R	Ta=25°C		0.5		0.3				mA	
		Ta=100°C		5		-					
		Ta=125°C		-		5					
Typical Junction Capacitance *1	C _j	220			80					pF	
Junction Temperature	T _j	125									°C
Storage Temperature	T _{stg}	-55 to 150									

* 1 Measured at 1MHz and applied reverse voltage of 4V D.C

■ Marking

NO.	SS220F	SS240F	SS260F	SS280F	SS2100F	SS2120F	SS2150F	SS2200F
Marking	SS22	SS24	SS26	SS28	SS210	SS212	SS215	SS220

Schottky Diodes SS220F ~ SS2200F

■ Typical Characteristics

Fig.1 Forward Current Derating Curve

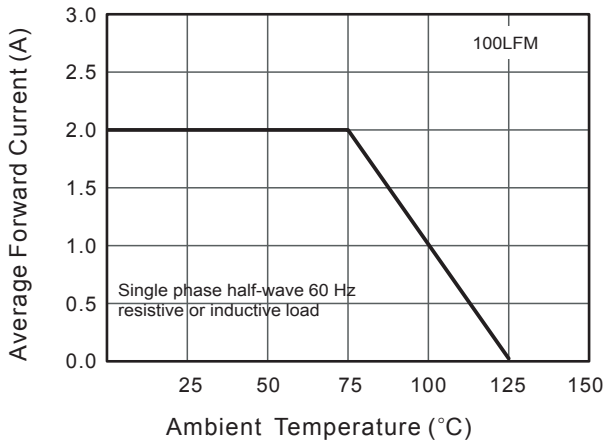


Fig.2 Typical Reverse Characteristics

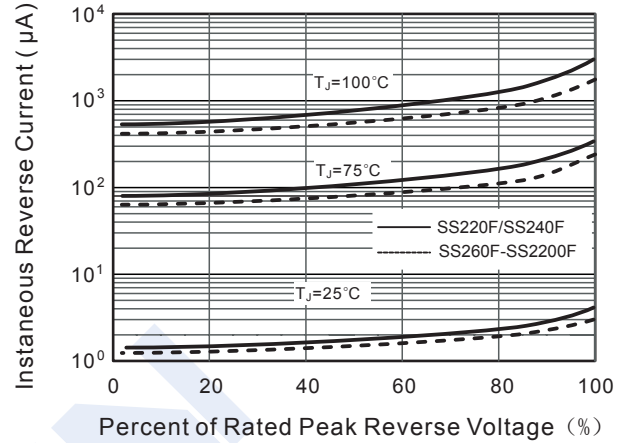


Fig.3 Typical Forward Characteristic

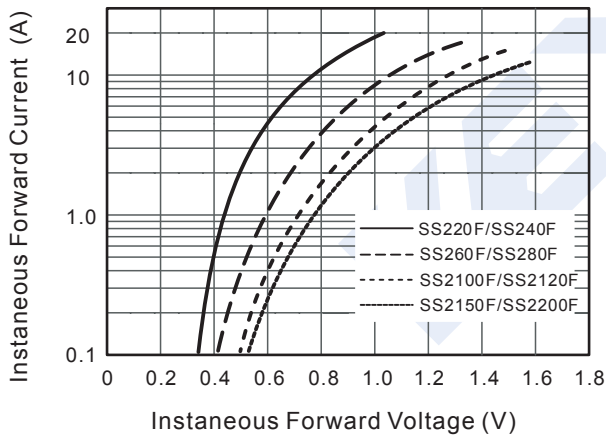


Fig.4 Typical Junction Capacitance

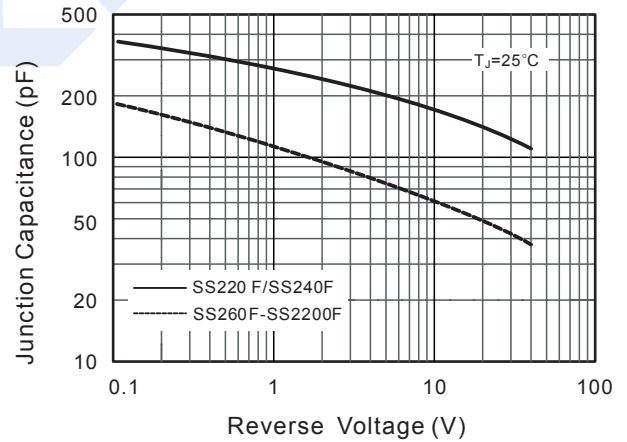
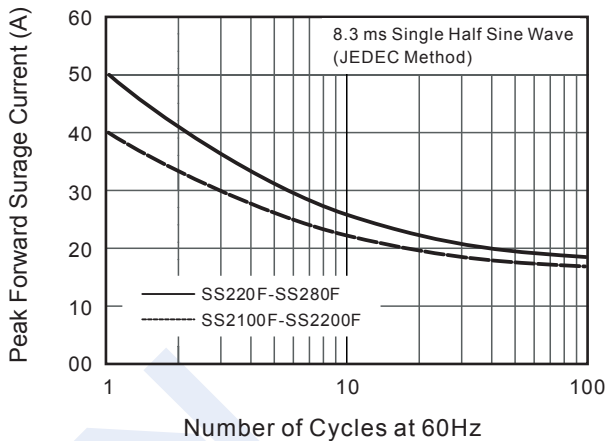
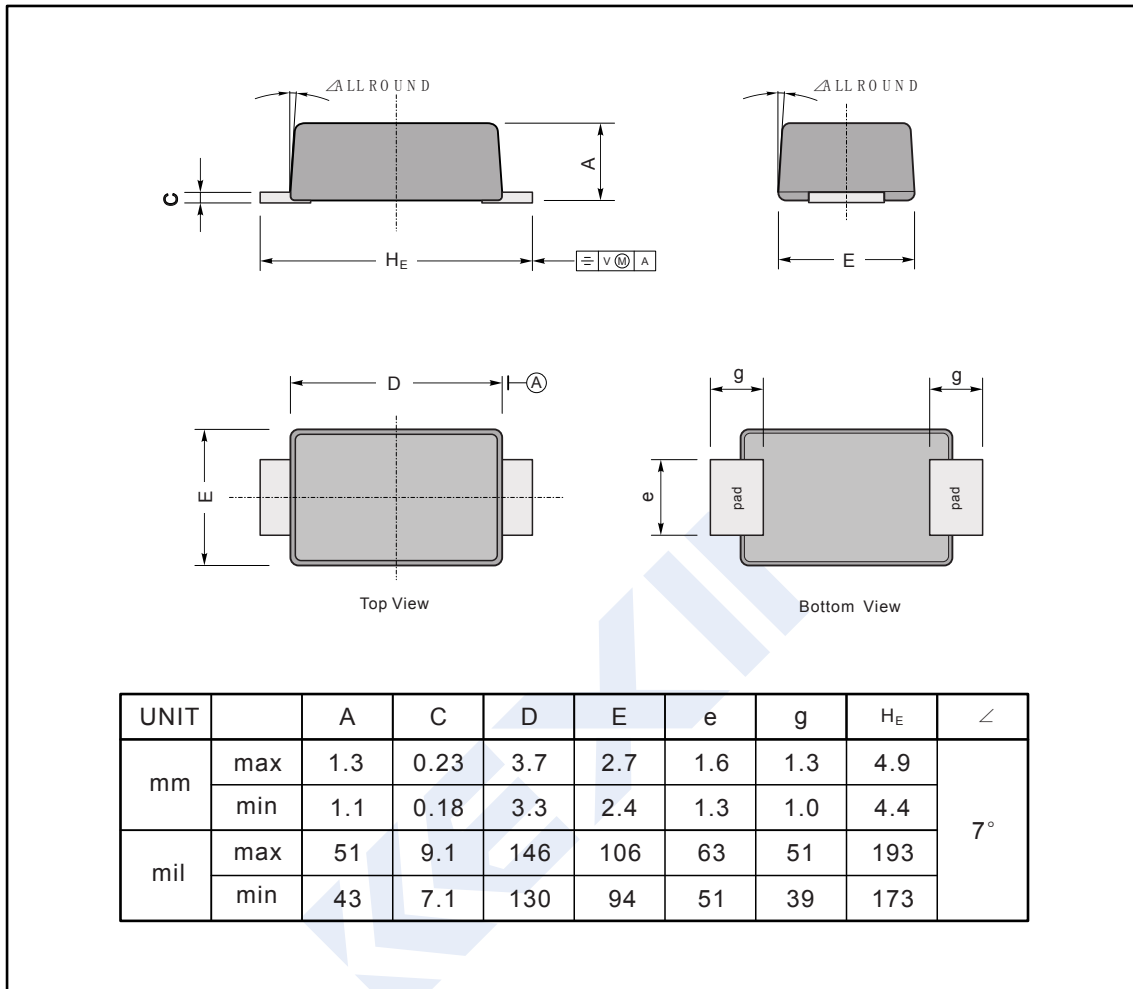


Fig.5 Maximum Non-Repetitive Peak Forward Surge Current



PACKAGE OUTLINE

Plastic surface mounted package; 2 leads



The recommended mounting pad size

