

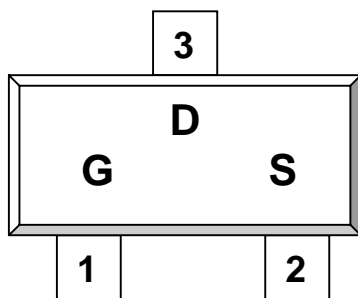
-3.5A

DESCRIPTION

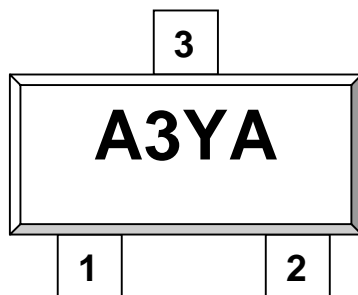
The ST3403 is the P-Channel logic enhancement mode power field effect transistor are produced using high cell density, DMOS trench technology.

This high density process is especially tailored to minimize on-state resistance.

These devices are particularly suited for low voltage application such as cellular phone and notebook computer power management and other batter powered circuits, and low in-line power loss are needed in a very small outline surface mount package.

PIN CONFIGURATION**SOT-23-3L**

1.Gate 2.Source 3.Drain



Y: Year Code A: Process Code

FEATURE

- -30V/-2.8A, $R_{DS(ON)} = 105\text{m-ohm}$ @VGS = -10V
- -30V/-2.5A, $R_{DS(ON)} = 115\text{m-ohm}$ @VGS = -4.5V
- -30V/-1.5A, $R_{DS(ON)} = 155\text{m-ohm}$ @VGS = -2.5V
- -30V/-1.0A, $R_{DS(ON)} = 255\text{m-ohm}$ @VGS = -1.8V
- Super high density cell design for extremely low $R_{DS(ON)}$
- Exceptional on-resistance and maximum DC current capability
- SOT-23-3L package design

**STANSON TECHNOLOGY**120 Bentley Square, Mountain View, Ca 94040 USA
TEL: (650) 9389294 FAX: (650) 9389295

P Channel Enhancement Mode MOSFET ST3403

-3.5A

ABSOLUTE MAXIMUM RATINGS (Ta = 25 Unless otherwise noted)

Parameter	Symbol	Typical	Unit
Drain-Source Voltage	V _{DSS}	-30	V
Gate-Source Voltage	V _{GSS}	+/-12	V
Continuous Drain Current (T _J =150)	I _D	T _A =25	A
		T _A =70	-2.8
Pulsed Drain Current	I _{DM}	-20	A
Continuous Source Current (Diode Conduction)	I _S	-1.4	A
Power Dissipation	P _D	T _A =25	W
		T _A =70	0.81
Operation Junction Temperature	T _J	150	
Storage Temperature Range	T _{STG}	-55/150	
Thermal Resistance-Junction to Ambient	R _{JA}	105	/W

**STANSON TECHNOLOGY**120 Bentley Square, Mountain View, Ca 94040 USA
TEL: (650) 9389294 FAX: (650) 9389295

P Channel Enhancement Mode MOSFET ST3403

-3.5A

ELECTRICAL CHARACTERISTICS (Ta = 25 Unless otherwise noted)

Parameter	Symbol	Condition	Min	Typ	Max	Unit
Static						
Drain-Source Breakdown Voltage	$V_{(BR)DSS}$	$V_{GS}=0V, I_D=-250\mu A$	-30			V
Gate Threshold Voltage	$V_{GS(th)}$	$V_{DS}=V_{GS}, I_D=-250\mu A$	-0.4		-1.0	V
Gate Leakage Current	I_{GSS}	$V_{DS}=0V, V_{GS}=\pm 12V$			± 100	nA
Zero Gate Voltage Drain Current	I_{DSS}	$V_{DS}=-24V, V_{GS}=0V$			-1	uA
		$V_{DS}=-24V, V_{GS}=0V$ $T_J=85$			-5	
On-State Drain Current	$I_{D(on)}$	$V_{DS} = -5V, V_{GS}=-4.5V$	-4			A
Drain-source On-Resistance	$R_{DS(on)}$	$V_{GS}=-10V, I_D=-2.8A$		0.09	0.105	
		$V_{GS}=-4.5V, I_D=-2.5A$		0.100	0.115	
		$V_{GS}=-2.5V, I_D=-1.5A$		0.140	0.155	
		$V_{GS}=-1.8V, I_D=-1.0A$		0.200	0.255	
Forward Transconductance	g_{fs}	$V_{DS}=-10V, I_D=-2.8A$		4		S
Diode Forward Voltage	V_{SD}	$I_S=-1.2A, V_{GS}=0V$		-0.8	-1.2	V
Dynamic						
Total Gate Charge	Q_g	$V_{DS}=-15V, V_{GS}=-4.5V$ $I_D = -2.0A$		5.8		nC
Gate-Source Charge	Q_{gs}			0.8		
Gate-Drain Charge	Q_{gd}			1.5		
Input Capacitance	C_{iss}	$V_{DS}=-15V, V_{GS}=0V$ $F=1MHz$		380		pF
Output Capacitance	C_{oss}			55		
Reverse Transfer Capacitance	C_{rss}			40		
Turn-On Time	$t_{d(on)}$	$V_{DD}=-15V, R_L=15$ $V_{GEN}=-10V, R_G=3$ $I_D = -1.0A$		6		nS
	t_r			3.9		
Turn-Off Time	$t_{d(off)}$			40		
	t_f			15		



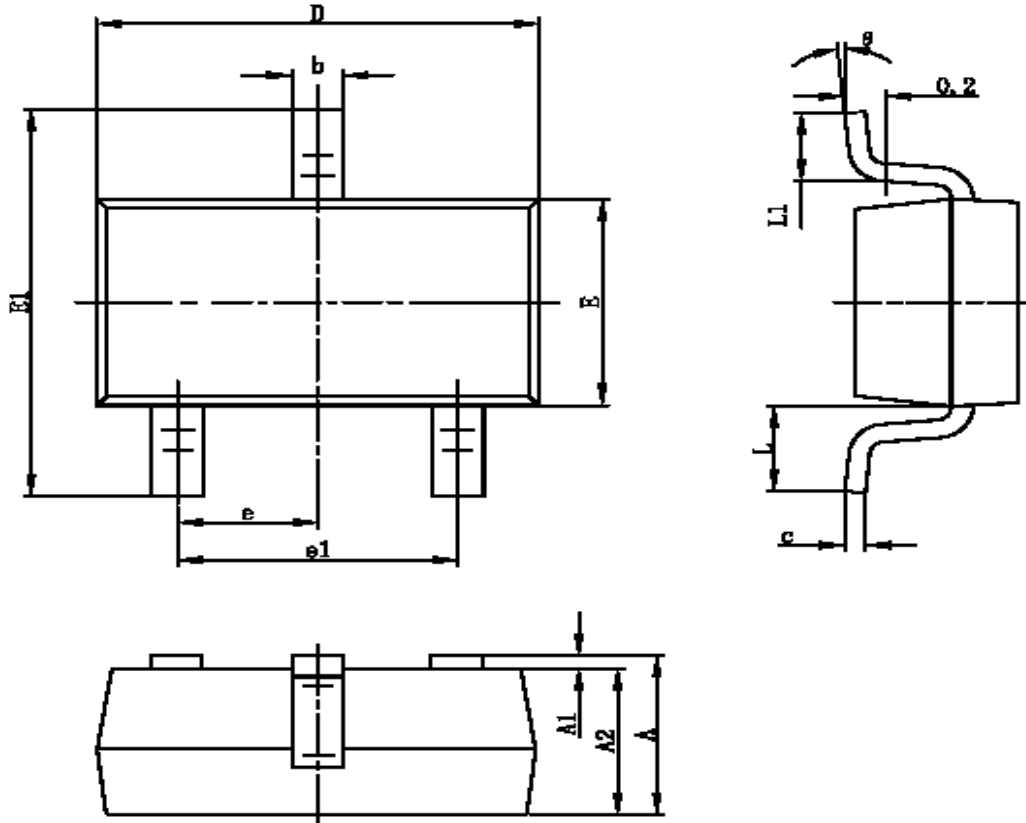
STANSON TECHNOLOGY

120 Bentley Square, Mountain View, Ca 94040 USA

TEL: (650) 9389294 FAX: (650) 9389295

-3.5A

SOT-23-3L PACKAGE OUTLINE



Symbol	Dimensions In Millimeters		Dimensions In Inches	
	Min	Max	Min	Max
A	1.050	1.250	0.041	0.049
A1	0.000	0.100	0.000	0.004
A2	1.050	1.150	0.041	0.045
b	0.300	0.400	0.012	0.016
c	0.100	0.200	0.004	0.008
D	2.820	3.020	0.111	0.119
E	1.500	1.700	0.059	0.067
E1	2.650	2.950	0.104	0.116
e	0.950TYP		0.037TYP	
e1	1.800	2.000	0.071	0.079
L	0.700REF		0.028REF	
L1	0.300	0.600	0.012	0.024
θ	0°	8°	0°	8°



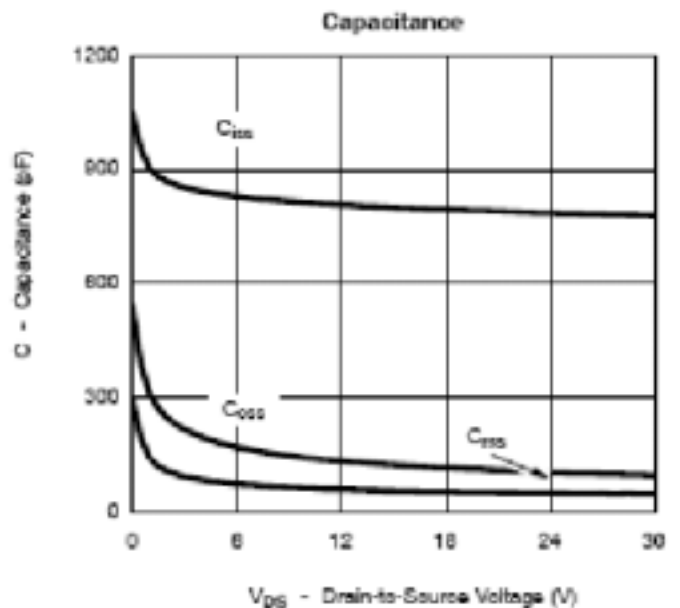
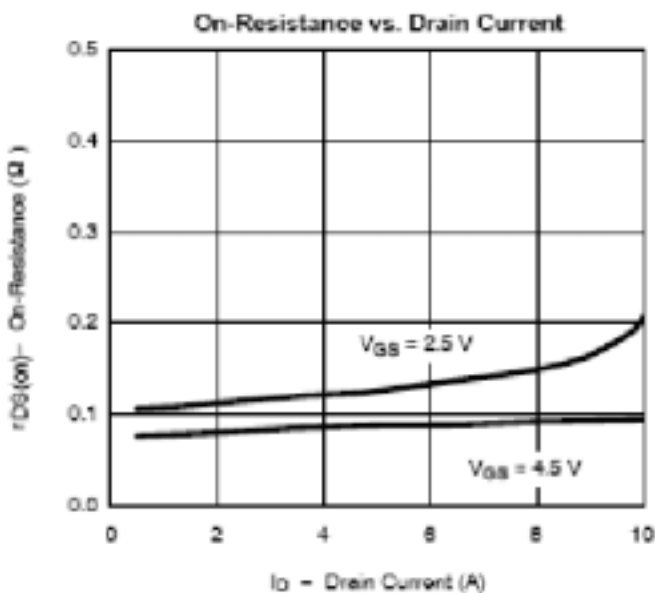
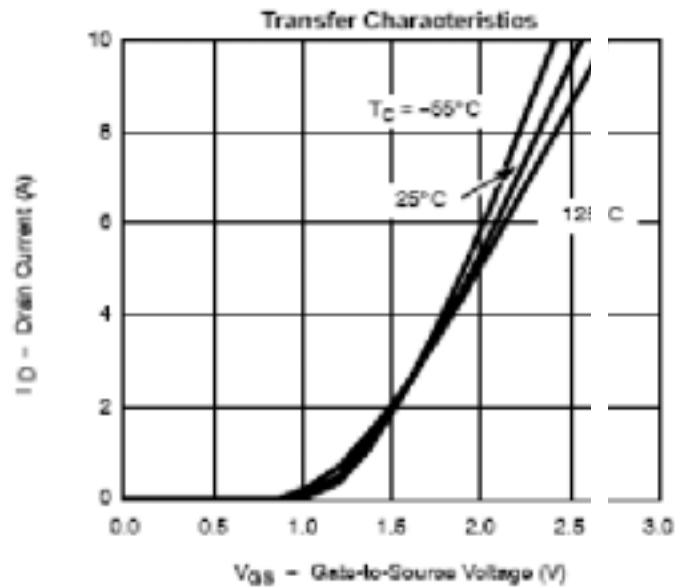
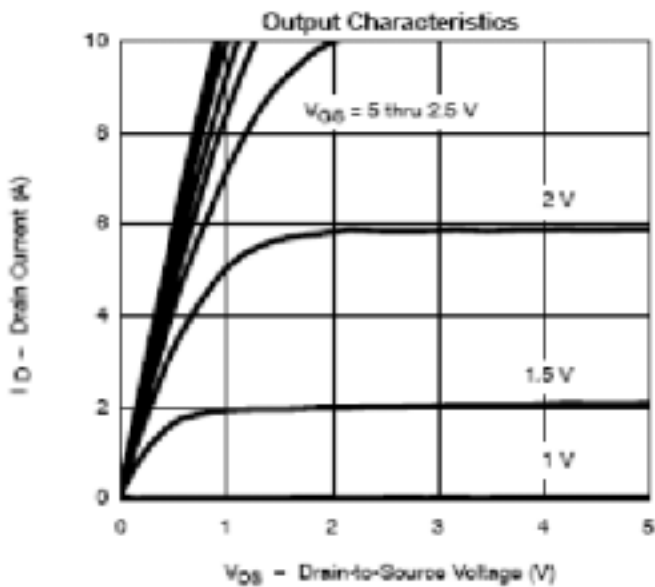
STANSON TECHNOLOGY

120 Bentley Square, Mountain View, Ca 94040 USA

TEL: (650) 9389294 FAX: (650) 9389295

-3.5A

TYPICAL CHARACTERISTICS



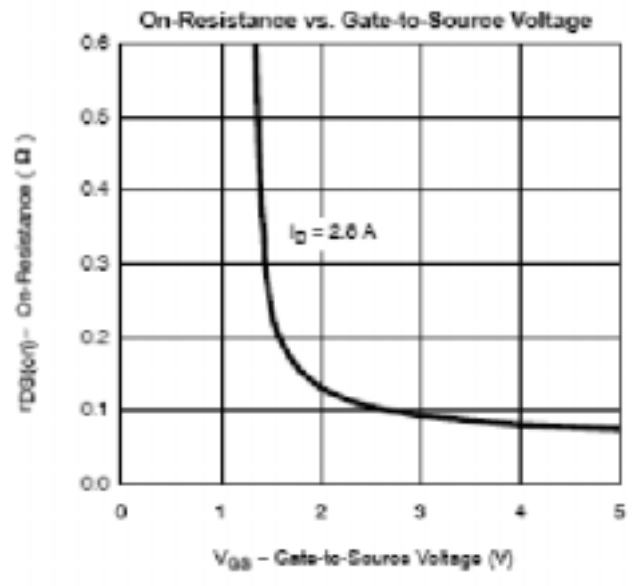
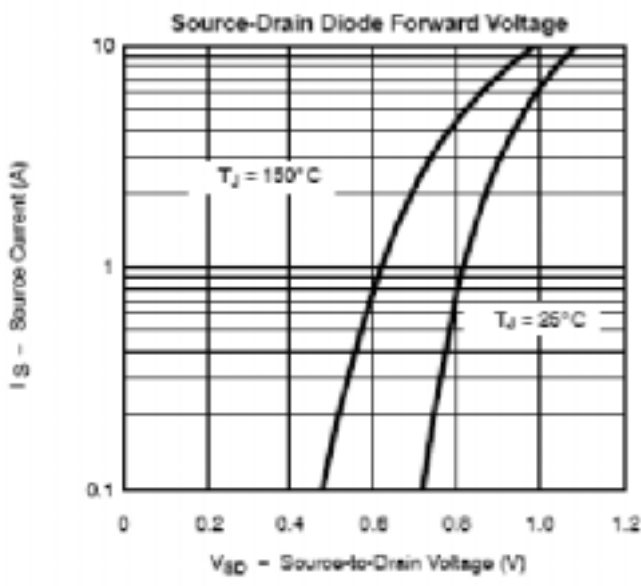
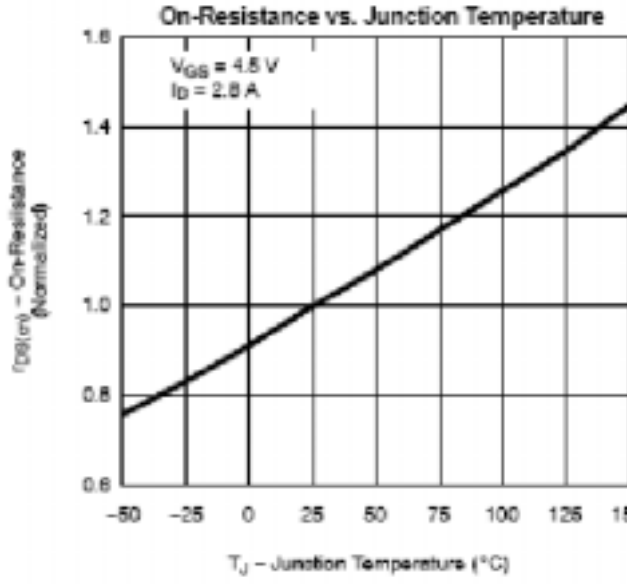
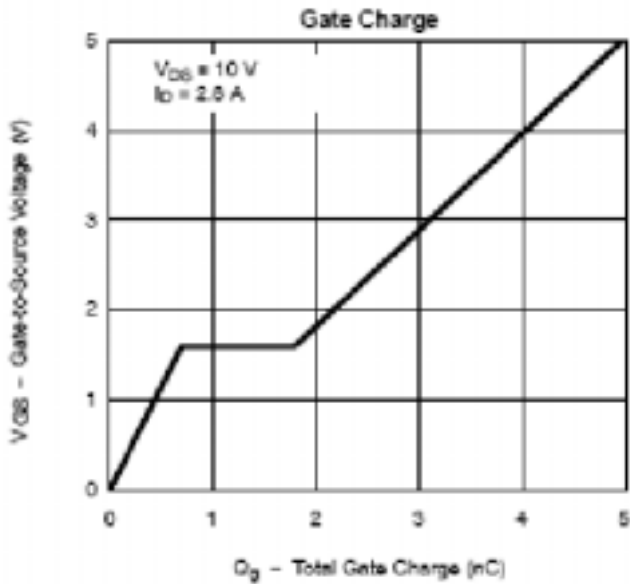
STANSON TECHNOLOGY

120 Bentley Square, Mountain View, Ca 94040 USA

TEL: (650) 9389294 FAX: (650) 9389295

-3.5A

TYPICAL CHARACTERISTICS

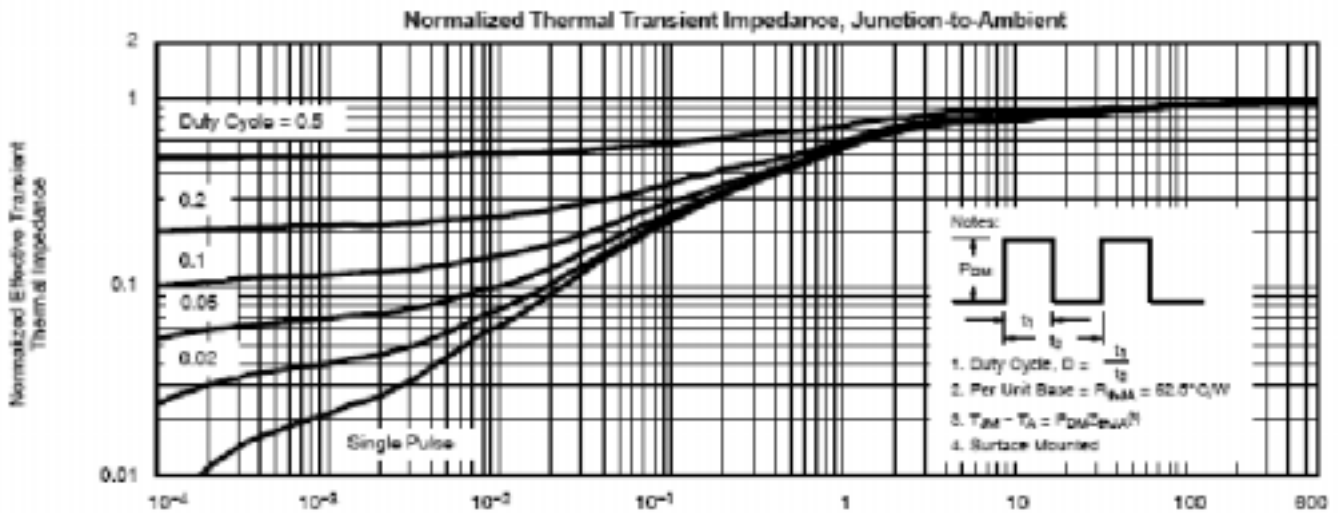
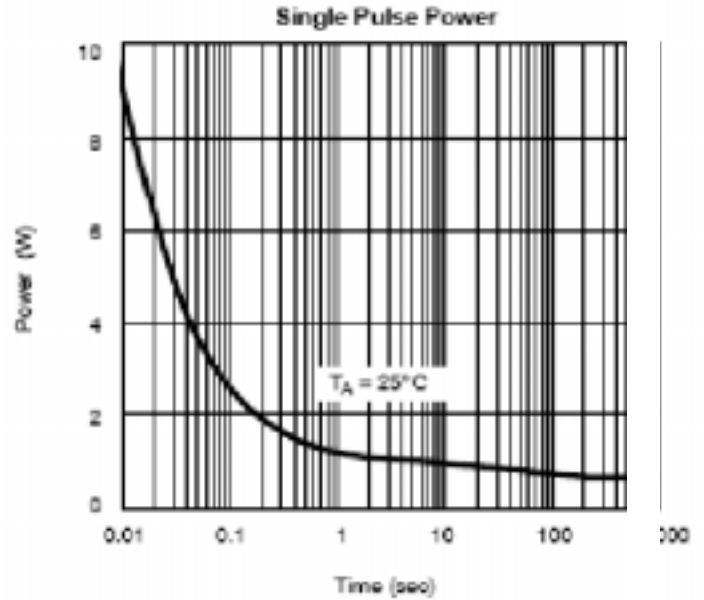
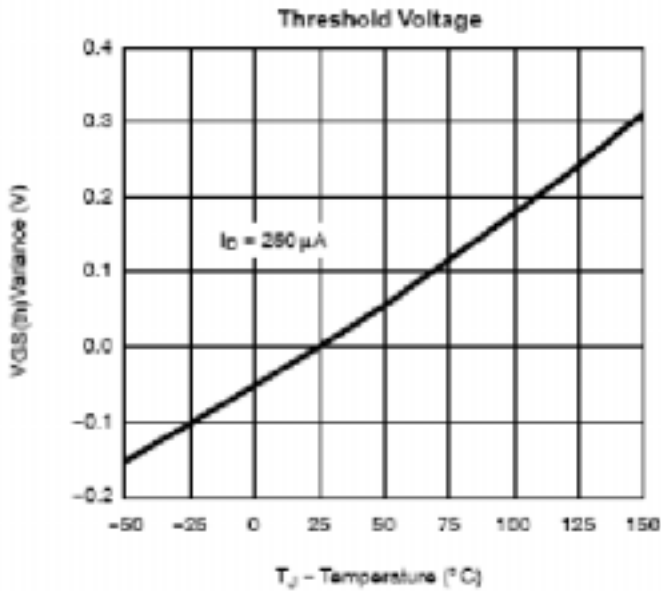


STANSON TECHNOLOGY

120 Bentley Square, Mountain View, Ca 94040 USA

TEL: (650) 9389294 FAX: (650) 9389295

TYPICAL CHARACTERISTICS



STANSON TECHNOLOGY

120 Bentley Square, Mountain View, Ca 94040 USA

TEL: (650) 9389294 FAX: (650) 9389295