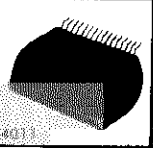


STK-457, 459, 460
461, 463, 465

thick film hybrid IC

2 POWER 2 CHANNEL
10 to 30 W min AF POWER AMP.



Features

- © IMST, 2 Channels by 2 Power Suppliers.
- AF output power STK-457: 10W min., STK-459: 15W min., STK-460: 20W min., STK-461: 20W min., STK-463: 25W min., STK-465: 30W min.

MAXIMUM RATINGS / Ta=25°C

		STK-457	STK-459	STK-460	STK-461	STK-463	STK-465	unit
Maximum Supply Voltage	V _{CC} max	±26	±31	±32	±33	±38	±41	V
Operating Case Temperature	T _C	→	→	→	→	→	105	°C
Storage Temperature	T _{stg}	→	→	→	→	→	-30 to +105	°C
Allowable Load Shorting Time (in appointed condition)	t _s	→	→	→	→	→	2	sec

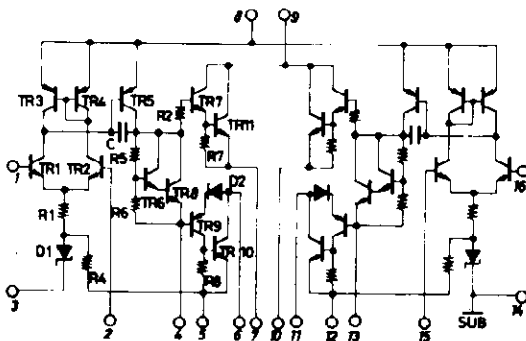
RECOMMENDED OPERATION CONDITION / Ta=25°C

		STK-457	STK-459	STK-460	STK-461	STK-463	STK-465	unit
Recommended Supply Voltage	V _{CC}	±18	±21	±23	±23	±26	±28	V
Load Resistance	R _L	→	→	→	→	→	8	ohm

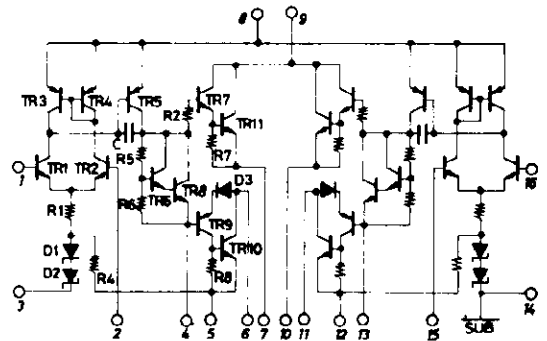
OPERATION CHARACTERISTICS / Ta=25°C, recommended condition R_g=600 ohm, V_G=40dB

		STK-457	STK-459	STK-460	STK-461	STK-463	STK-465	unit
Quiescent Current	I _{CCO}	→	→	→	→	→	120	mAmax
Output Power	P _O THD=0.08% f=20~20kHz	10	15	20	20	25	30	Wmin
Distortion	THD P _O =1W f=20~20kHz	→	→	→	→	→	0.08	%max
Frequency Response	f P _O =1W, ±0/3 dB f=1kHz	→	→	→	→	→	10 to 100k	Hz
Input Resistance	r _i P _O =1W, f=1kHz	→	→	→	→	→	32k	ohm

EQUIVALENT CIRCUIT



STK-457, 459, 460



STK-461, 463, 465

APPLICATION: AF Power Amp.

