

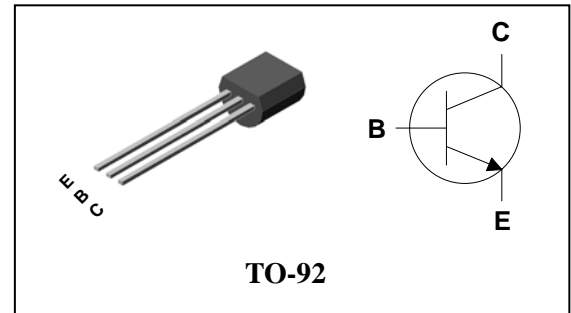
Description

- General purpose application
- Switching application

Features

- Excellent h_{FE} linearity : $h_{FE}(I_C=0.1 \text{ mA}) / h_{FE}(I_C=2 \text{ mA}) = 0.95(\text{Typ.})$
- Low noise : $NF=10\text{dB}(\text{Max.})$ at $f=1\text{KHz}$
- Complementary pair with STS9015

PIN Connection



Ordering Information

Type NO.	Marking	Package Code
STS9014	STS9014	TO-92

Absolute maximum ratings

(Ta=25°C)

Characteristic	Symbol	Ratings	Unit
Collector-Base voltage	V_{CBO}	60	V
Collector-Emitter voltage	V_{CEO}	50	V
Emitter-Base voltage	V_{EBO}	5	V
Collector current	I_C	150	mA
Emitter current	I_E	-150	mA
Collector dissipation	P_C	625	mW
Junction temperature	T_J	150	°C
Storage temperature	T_{stg}	-55 ~ 150	°C

Electrical Characteristics

(Ta=25°C)

Characteristic	Symbol	Test Condition	Min.	Typ.	Max.	Unit
Collector cut-off current	I_{CBO}	$V_{CB}=50\text{V}, I_E=0$	-	-	50	nA
Emitter cut-off current	I_{EBO}	$V_{EB}=5\text{V}, I_C=0$	-	-	100	nA
DC current gain	h_{FE}^*	$V_{CE}=5\text{V}, I_C=1\text{mA}$	100	-	1000	-
Collector-Emitter saturation voltage	$V_{CE(sat)}$	$I_C=100\text{mA}, I_B=10\text{mA}$	-	0.1	0.25	V
Transistion frequency	f_T	$V_{CE}=10\text{V}, I_C=1\text{mA}$	60	-	-	MHz
Collector output capacitance	C_{ob}	$V_{CB}=10\text{V}, I_E=0, f=1\text{MHz}$	-	2	3.5	pF
Noise figure	NF	$V_{CB}=6\text{V}, I_C=0.1\text{mA}, f=1\text{KHz}, R_g=10\text{K}\Omega$	-	-	10	dB

* : h_{FE} rank / B : 100 ~ 300, C : 200 ~ 600, D : 400 ~ 1000.

Electrical Characteristic Curves

Fig. 1 $P_C - T_a$

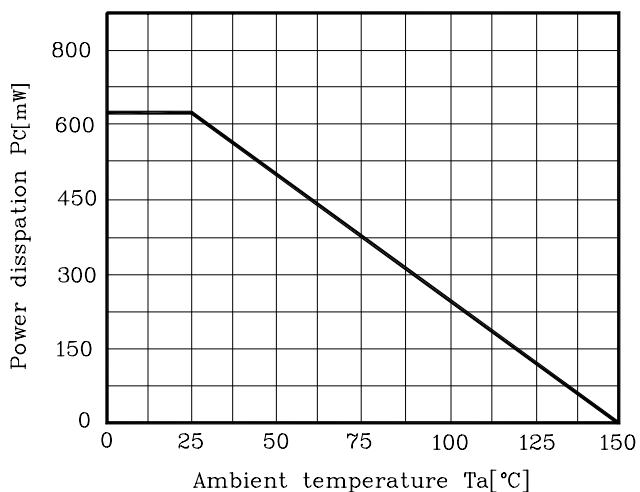


Fig. 2 $I_C - V_{BE}$

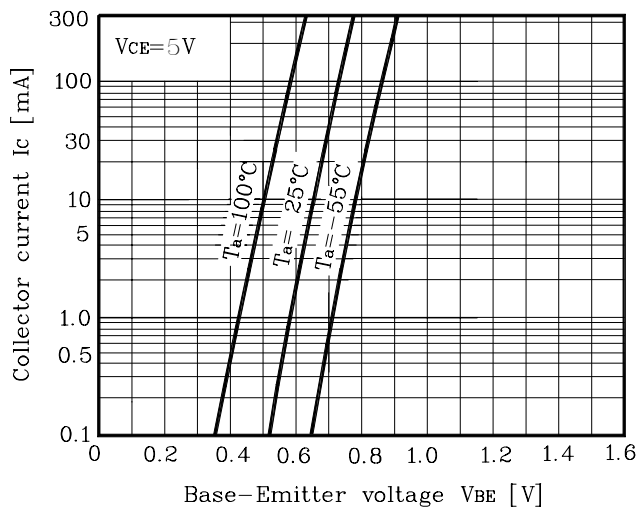


Fig. 3 $I_C - V_{CE}$

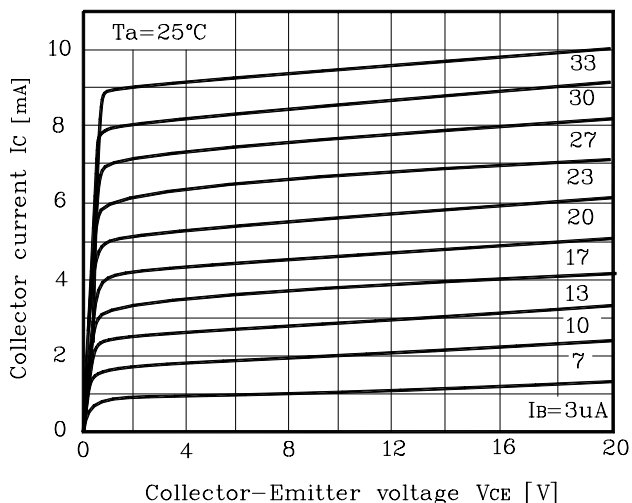


Fig. 4 $h_{FE} - I_C$

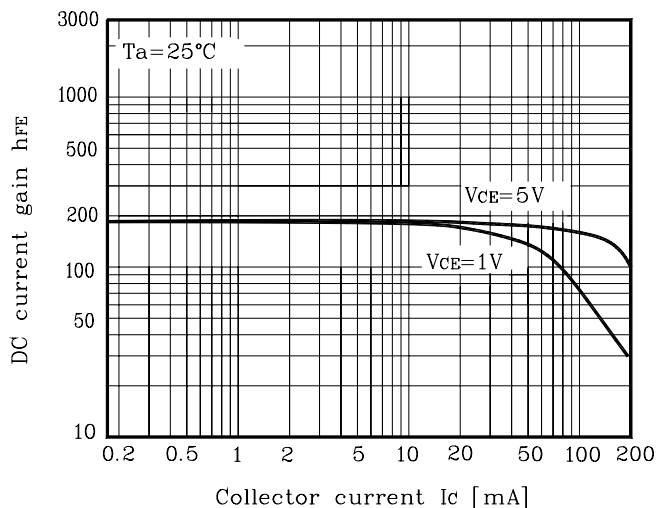
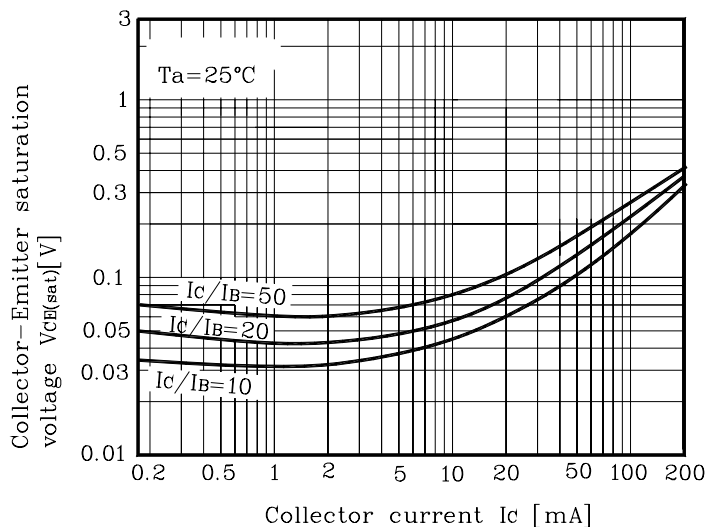
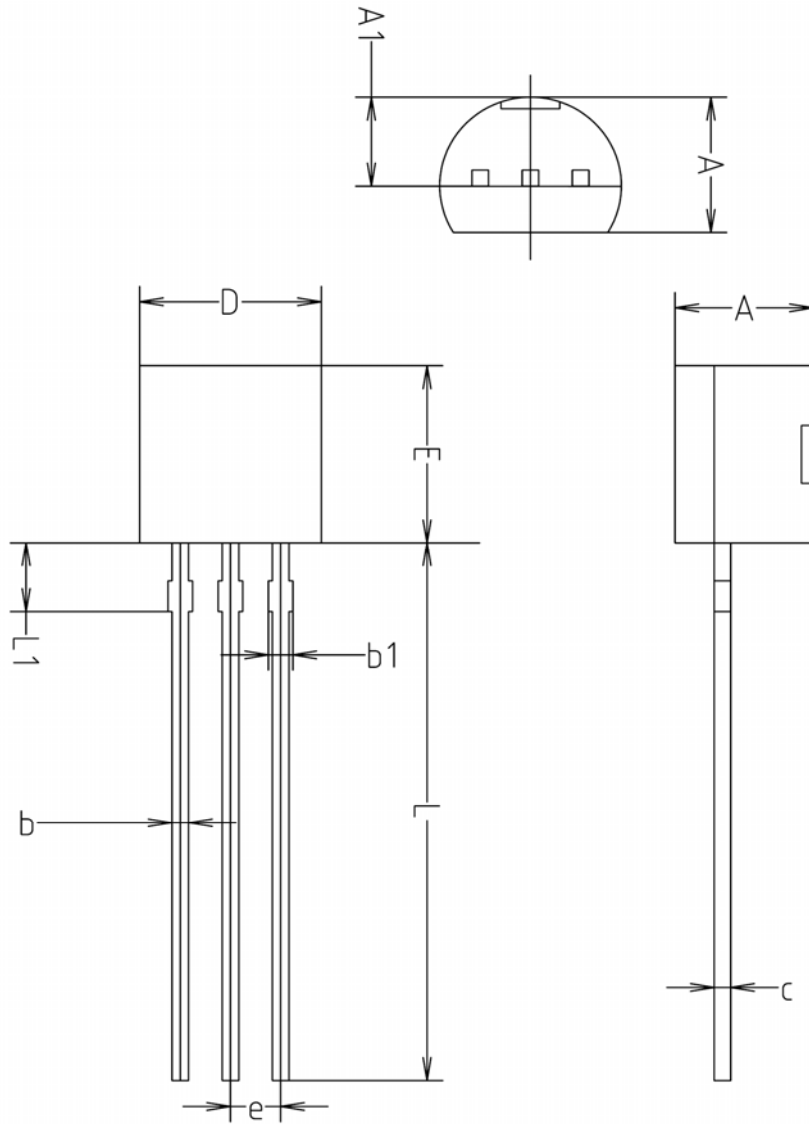


Fig. 5 $V_{CE(sat)} - I_C$



Outline Dimension



SYMBOL	MILLMETERS(mm)		
	MINIMUM	NOMINAL	MAXIMUM
A	3.40	3.50	3.66
A1	2.46	2.51	2.59
b	0.39	0.44	0.53
b1	0.39	—	0.63
c	0.35	0.42	0.47
D	4.48	4.60	4.70
E	4.48	4.60	4.70
e	1.17	1.27	1.37
L	13.70	14.00	14.77
L1	1.55	1.70	2.15

The AUK Corp. products are intended for the use as components in general electronic equipment (Office and communication equipment, measuring equipment, home appliance, etc.).

Please make sure that you consult with us before you use these AUK Corp. products in equipments which require high quality and / or reliability, and in equipments which could have major impact to the welfare of human life(atomic energy control, airplane, spaceship, transportation, combustion control, all types of safety device, etc.). AUK Corp. cannot accept liability to any damage which may occur in case these AUK Corp. products were used in the mentioned equipments without prior consultation with AUK Corp..

Specifications mentioned in this publication are subject to change without notice.