


Description

- Complex type bipolar transistor

Features

- Small package save PCB area
- Reduce quantity of parts and mounting cost
- Two 2SC5343 chips in SOT-353 package

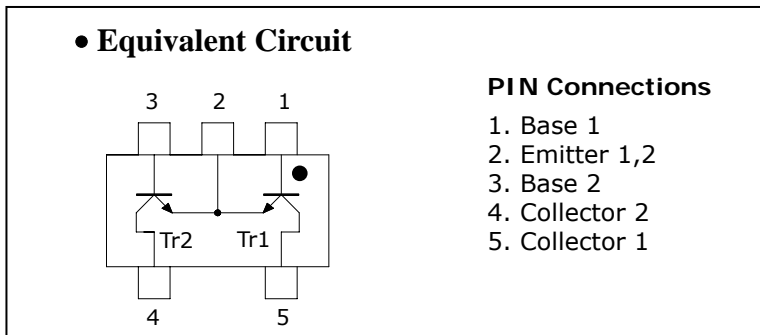


Ordering Information

Type NO.	Marking	Package Code
SUT480H	X3□	SOT-353

□ : Year & Week Code

Equivalent circuit & PIN Connections



Absolute Maximum Ratings [Tr1, Tr2]

(Ta=25°C)

Characteristic	Symbol	Rating	Unit
Collector-base voltage	V_{CBO}	60	V
Collector-emitter voltage	V_{CEO}	50	V
Emitter-base voltage	V_{EBO}	5	V
Collector current	I_C	150	mA
Collector power dissipation	P_C^*	200	mW
Junction temperature	T_J	150	°C
Storage temperature range	T_{stg}	-55~150	°C

*: Total rating

Electrical Characteristics [Tr1, Tr2]**(Ta=25°C)**

Characteristic	Symbol	Test Condition	Min.	Typ.	Max.	Unit
Collector-emitter breakdown voltage	BV_{CEO}	$I_C=1\text{mA}, I_B=0$	50	-	-	V
Collector cut-off current	I_{CBO}	$V_{CB}=60\text{V}, I_E=0$	-	-	0.1	μA
Emitter cut-off current	I_{EBO}	$V_{EB}=5\text{V}, I_C=0$	-	-	0.1	μA
DC current gain	h_{FE}	$V_{CE}=6\text{V}, I_C=2\text{mA}$	120	-	400	-
Collector-emitter saturation voltage	$V_{CE(sat)}$	$I_C=100\text{mA}, I_B=10\text{mA}$	-	-	0.25	V
Base-emitter voltage	V_{BE}	$V_{CE}=6\text{V}, I_C=2\text{mA}$	-	0.65	-	V
Transition frequency	f_T	$V_{CE}=10\text{V}, I_C=10\text{mA}$	-	200	-	MHz
Collector output capacitance	C_{ob}	$V_{CB}=10\text{V}, I_E=0, f=1\text{MHz}$	-	2	-	pF

Electrical Characteristic Curves
[Tr1, Tr2]

Fig. 1 $I_C - V_{BE}$

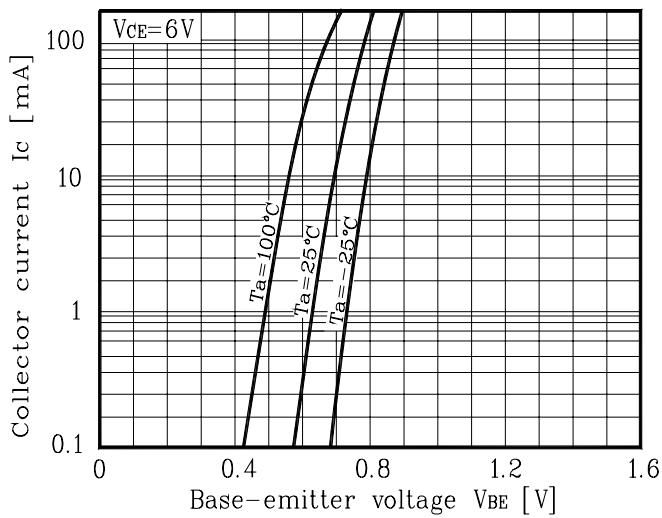


Fig. 2 $I_C - V_{CE}$

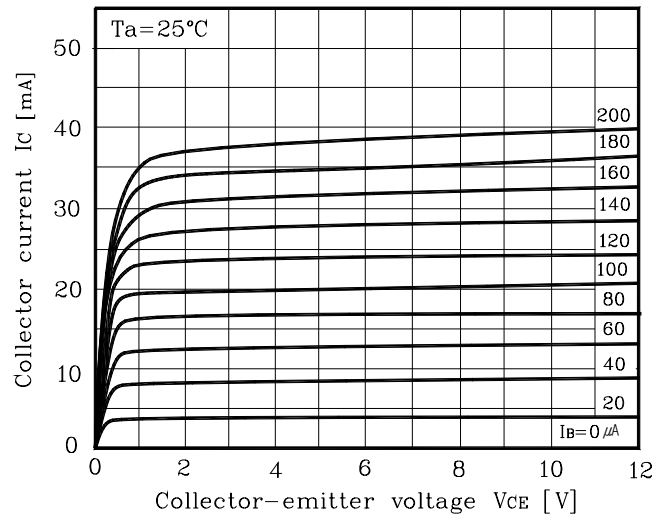


Fig. 3 $h_{FE} - I_C$

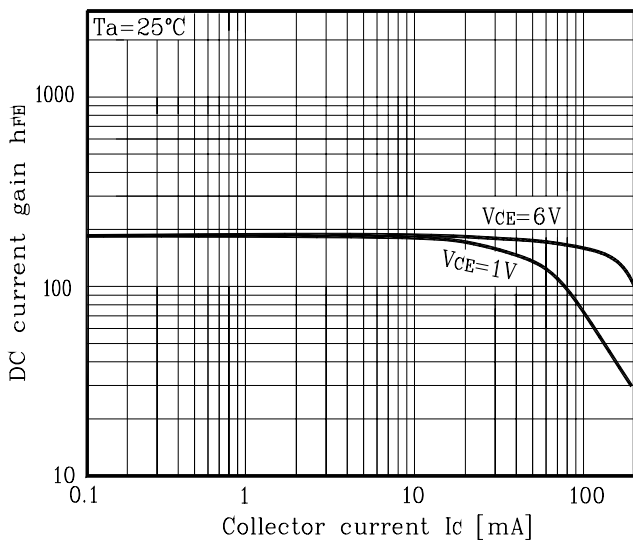


Fig. 4 $V_{CE(sat)} - I_C$

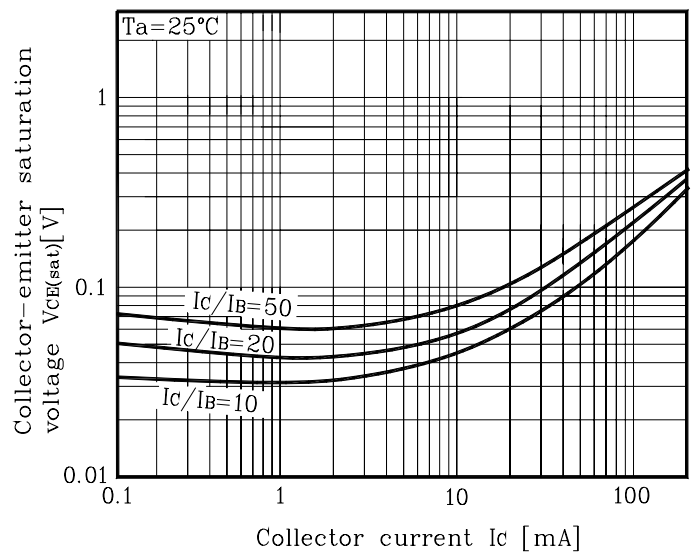
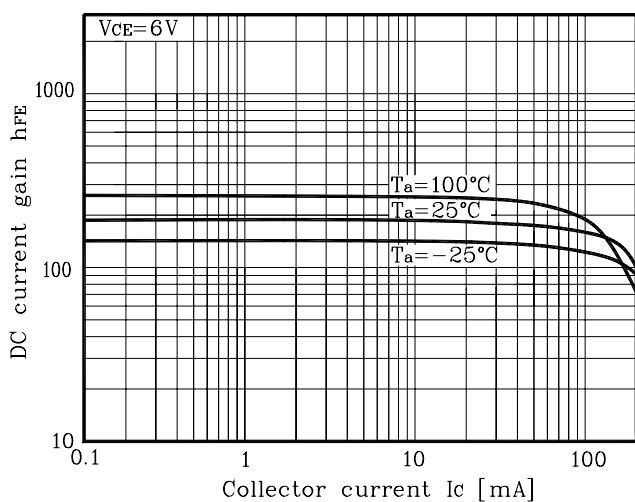
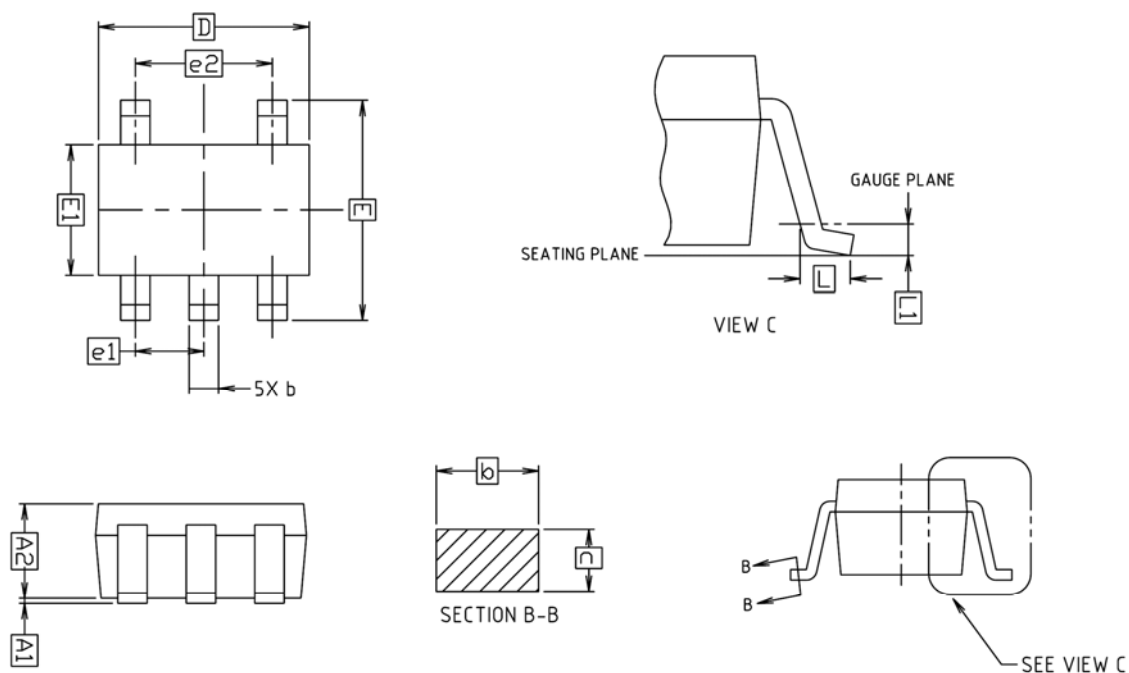


Fig. 5 $h_{FE} - I_C$

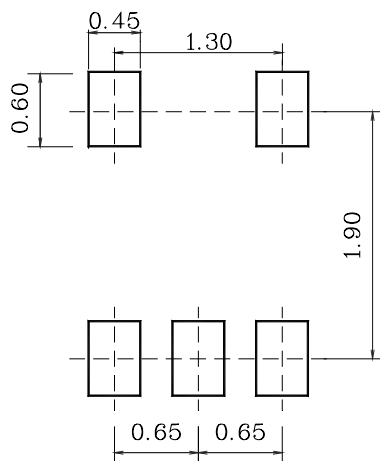


Outline Dimension



SYMBOL	MILLIMETERS			NOTE
	MINIMUM	NOMINAL	MAXIMUM	
A1	0.00	-	0.10	
A2	0.90	0.95	1.00	
b	0.25	-	0.40	
c	0.10	-	0.25	
D	1.90	2.00	2.10	
E	1.95	2.10	2.25	
E1	1.15	1.25	1.35	
e1		0.65 BSC		
e2		1.30 BSC		
L	0.25	-	-	
L1		0.15 BSC		

※ Recommend PCB solder land [Unit: mm]



The AUK Corp. products are intended for the use as components in general electronic equipment (Office and communication equipment, measuring equipment, home appliance, etc.).

Please make sure that you consult with us before you use these AUK Corp. products in equipments which require high quality and / or reliability, and in equipments which could have major impact to the welfare of human life(atomic energy control, airplane, spaceship, transportation, combustion control, all types of safety device, etc.). AUK Corp. cannot accept liability to any damage which may occur in case these AUK Corp. products were used in the mentioned equipments without prior consultation with AUK Corp..

Specifications mentioned in this publication are subject to change without notice.