

**Description**

- General purpose transistor

**Feature**

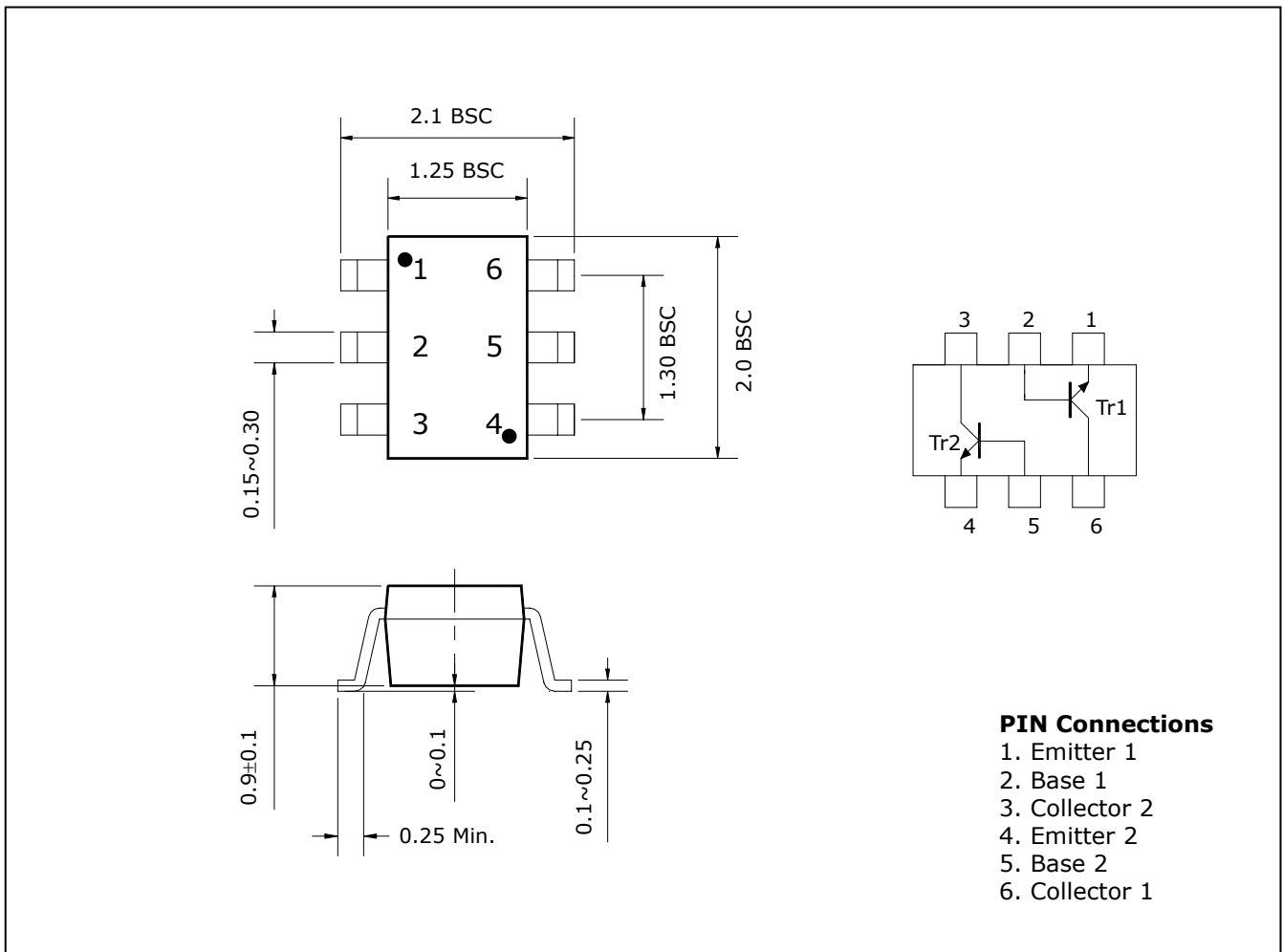
- Two 2SC5343 chips in SOT-363 package

**Ordering Information**

Type NO.	Marking	Package Code
SUT485J	SS	SOT-363

**Outline Dimensions**

**unit : mm**



## Absolute maximum ratings (Tr1, Tr2 : NPN)

Ta=25°C

Characteristic	Symbol	Ratings	Unit
Collector-Base voltage	$V_{CBO}$	60	V
Collector-Emitter voltage	$V_{CEO}$	50	V
Emitter-base voltage	$V_{EBO}$	5	V
Collector current	$I_C$	150	mA
Collector dissipation	$P_C$	150	mW
Junction temperature	$T_j$	150	°C
Storage temperature range	$T_{stg}$	-55~150	°C

## Electrical Characteristics(Tr1,Tr2 : NPN)

Ta=25°C

Characteristic	Symbol	Test Condition	Min.	Typ.	Max.	Unit
Collector-Base breakdown voltage	$BV_{CBO}$	$I_C=100\mu A, I_E=0$	60	-	-	V
Collector-Emitter breakdown voltage	$BV_{CEO}$	$I_C=1mA, I_B=0$	50	-	-	V
Emitter-Base breakdown voltage	$BV_{EBO}$	$I_E=10\mu A, I_C=0$	5	-	-	V
Collector cut-off current	$I_{CBO}$	$V_{CB}=60V, I_E=0$	-	-	0.1	$\mu A$
Emitter cut-off current	$I_{EBO}$	$V_{EB}=5V, I_C=0$	-	-	0.1	$\mu A$
DC current gain	$h_{FE}$	$V_{CE}=6V, I_C=2mA$	70	-	700	-
Collector-Emitter saturation voltage	$V_{CE(sat)}$	$I_C=100mA, I_B=10mA$	-	-	0.25	V
Transition frequency	$f_T$	$V_{CE}=10V, I_C=1mA, f=100MHz$	80	-	-	MHz
Collector output capacitance	$C_{ob}$	$V_{CB}=10V, I_E=0, f=1MHz$	-	2	3.5	pF

# Electrical Characteristic Curves

Tr1, Tr2 : NPN

Fig. 1  $I_C - V_{BE}$

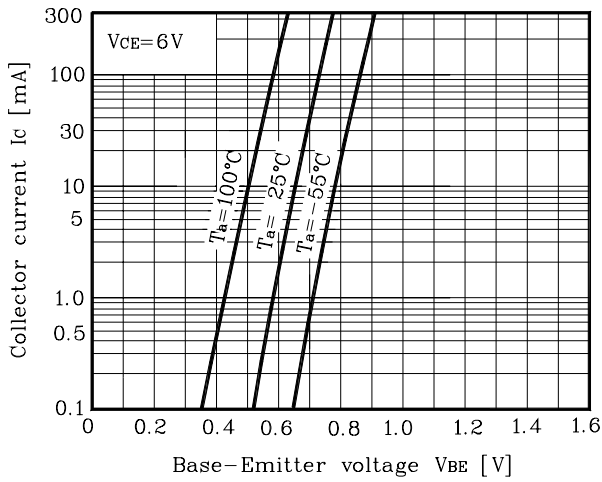


Fig. 2  $I_C - V_{CE}$

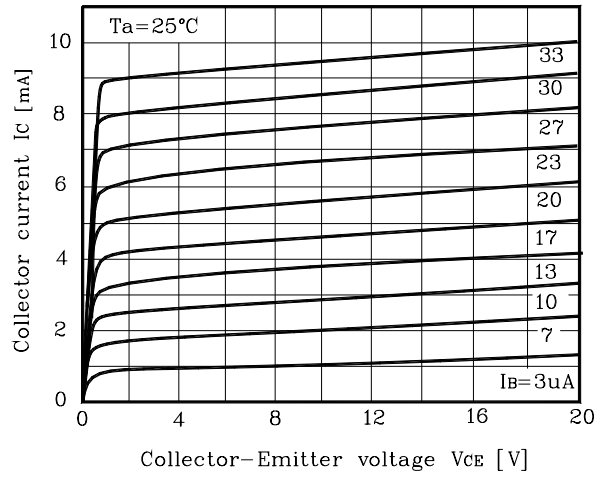


Fig. 3  $h_{FE} - I_C$

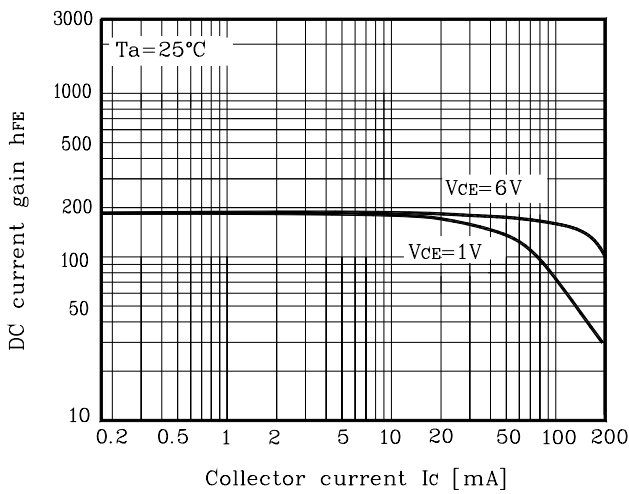
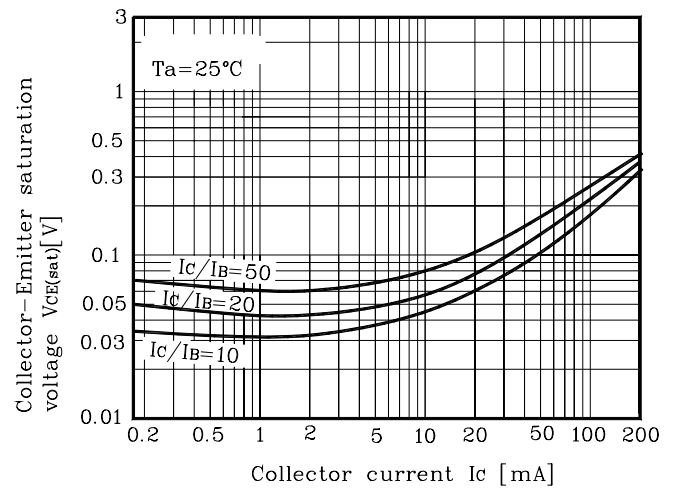


Fig. 4  $V_{CE(sat)} - I_C$



**These AUK products are intended for usage in general electronic equipments(Office and communication equipment, measuring equipment, domestic electrification, etc.).**

**Please make sure that you consult with us before you use these AUK products in equipments which require high quality and/or reliability, and in equipments which could have major impact to the welfare of human life(atomic energy control, airplane, spaceship, traffic signal, combustion central, all types of safety device, etc.).**

**AUK cannot accept liability to any damage which may occur in case these AUK products were used in the mentioned equipments without prior consultation with AUK.**