

## Silicon PNP Power Transistors

## TIP32/32A/32B/32C

## DESCRIPTION


- With TO-220C package
- Complement to type TIP31/31A/31B/31C

## APPLICATIONS

- Medium power linear and switching applications

## PINNING

PIN	DESCRIPTION
1	Emitter
2	Collector;connected to mounting base
3	Base

ABSOLUTE MAXIMUM RATINGS( $T_c=25^\circ\text{C}$ )

SYMBOL	PARAMETER	CONDITIONS	VALUE	UNIT
$V_{CBO}$	Collector-base voltage	TIP32	-40	V
		TIP32A	-60	
		TIP32B	-80	
		TIP32C	-100	
$V_{CEO}$	Collector-emitter voltage	TIP32	-40	V
		TIP32A	-60	
		TIP32B	-80	
		TIP32C	-100	
$V_{EBO}$	Emitter-base voltage	Open collector	-5	V
$I_C$	Collector current (DC)		-3	A
$I_{CM}$	Collector current-Pulse		-5	A
$I_B$	Base current		-1	A
$P_C$	Collector power dissipation	$T_c=25^\circ\text{C}$	40	W
		$T_a=25^\circ\text{C}$	2	
$T_j$	Junction temperature		150	$^\circ\text{C}$
$T_{stg}$	Storage temperature		-65~150	$^\circ\text{C}$

## Silicon PNP Power Transistors

## TIP32/32A/32B/32C

## CHARACTERISTICS

T<sub>j</sub>=25 °C unless otherwise specified

SYMBOL	PARAMETER	CONDITIONS	MIN	TYP.	MAX	UNIT	
V <sub>CEO(SUS)</sub>	Collector-emitter sustaining voltage	TIP32	-40			V	
		TIP32A	-60				
		TIP32B	-80				
		TIP32C	-100				
V <sub>CE(sat)</sub>	Collector-emitter saturation voltage	I <sub>C</sub> =-3A ; I <sub>B</sub> =-0.375A			-1.2	V	
V <sub>BE</sub>	Base-emitter on voltage	I <sub>C</sub> =-3A ; V <sub>CE</sub> =-4V			-1.8	V	
I <sub>CES</sub>	Collector cut-off current	TIP32	V <sub>CE</sub> =-40V ; V <sub>EB</sub> =0			-0.2	mA
		TIP32A	V <sub>CE</sub> =-60V ; V <sub>EB</sub> =0				
		TIP32B	V <sub>CE</sub> =-80V ; V <sub>EB</sub> =0				
		TIP32C	V <sub>CE</sub> =-100V ; V <sub>EB</sub> =0				
I <sub>CEO</sub>	Collector cut-off current	TIP32/32A	V <sub>CE</sub> =-30V ; I <sub>B</sub> =0			-0.3	mA
		TIP32B/32C	V <sub>CE</sub> =-60V ; I <sub>B</sub> =0				
I <sub>EBO</sub>	Emitter cut-off current	V <sub>EB</sub> =-5V ; I <sub>C</sub> =0			-1.0	mA	
h <sub>FE-1</sub>	DC current gain	I <sub>C</sub> =-1A ; V <sub>CE</sub> =-4V	25				
h <sub>FE-2</sub>	DC current gain	I <sub>C</sub> =-3A ; V <sub>CE</sub> =-4V	10		50		
f <sub>T</sub>	Transition frequency	I <sub>C</sub> =-0.5A ; V <sub>CE</sub> =-10V	3			MHz	



Silicon PNP Power Transistors

TIP32/32A/32B/32C

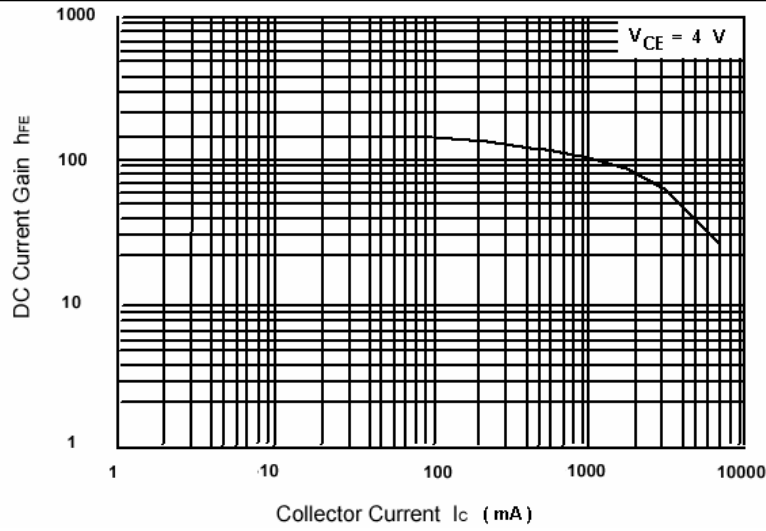


Fig.3 DC current Gain

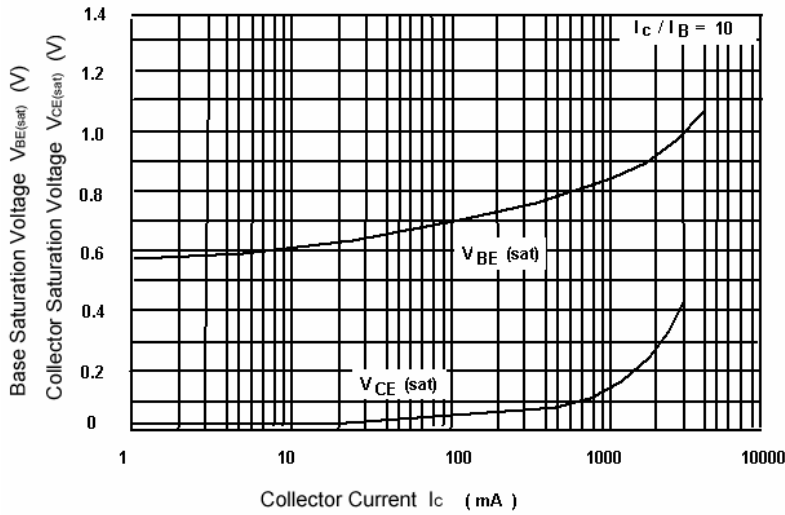


Fig.4 Base-Emitter Saturation Voltage  
Collector-Emitter Saturation Voltage

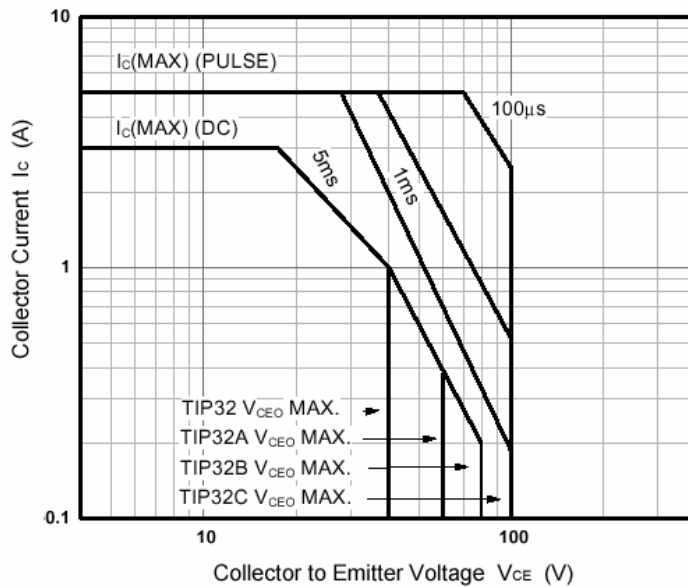


Fig.5 Safe Operating Area