

# METALLIZED POLYPROPYLENE FILM CAPACITOR – X2

Suntan®

NON – INDUCTIVE, (UL940V-0) PLASTIC CASE SEALED WITH EPOXY RESIN


## FEATURES

# TS08


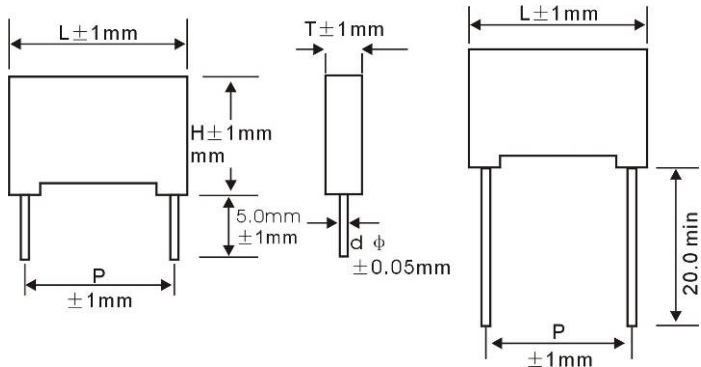
- Provides interference suppression with UL, VDE, CSA, SEMKO, DEMKO, NEMKO, SEV, FIMKO safety approvals.
- High dv/ dt capabilities.

## SPECIFICATIONS

VOLTAGE RATING	300/280/275/250 VAC
CAPACITANCE RANGE	0.0022 – 1 $\mu$ F
CAPACITANCE TOLERANCE	$\pm$ 10%std., $\pm$ 5%
WORKING VOLTAGE	275/250 VAC. 50/60 Hz
OPERATING TEMPERATURE	-40°C to 100°C
DIELECTRIC STRENGTH	1500 VDC for 5sec.
DISSIPATION FACTOR	0.08% max at 1KHz 20°C 0.3% max at 10KHz 20°C
INSULATION RESISTANCE	1.R $\geq$ 30,000M $\Omega$ (C $\leq$ 0.33 $\mu$ F) 1.R $\geq$ 10,000M $\Omega$ (C > 0.33 $\mu$ F)



LOGO MARK	COUNTRY	APPROVAL STANDARD	APPROVAL NO.	CLASS	CAP. RANGE	RATED VOLTAGE
CQC	CHINA	GB/T14472-1998	CQC05001015086	X2	0.0022 to 1.0 $\mu$ F	275VAC
UL	U.S.A	UL1414	E254330	X2	0.0022 to 1.0 $\mu$ F	275VAC
VDE	GERMANY	EN-13240 / IEC-60384-14	40014905	X2	0.0022 to 1.0 $\mu$ F	275VAC
SEV	SWISS	EN-132400 / IEC-60384-14	05.0954	X2	0.0022 to 1.0 $\mu$ F	275VAC
SEMKO	SWEDEN	EN-132400 / IEC-60384-14	516926	X2	0.0022 to 1.0 $\mu$ F	275VAC
DEMKO	DEMARK	EN-132400 / IEC-60384-14	313641-01	X2	0.0022 to 1.0 $\mu$ F	275VAC
NEMKO	NORWAY	EN-132400 / IEC-60384-14	P05205346	X2	0.0022 to 1.0 $\mu$ F	275VAC
FIMKO	FINLAND	EN-132400 / IEC-60384-14	F1 22276	X2	0.0022 to 1.0 $\mu$ F	275VAC



Dimensions:

(Unit : mm)

A type											
CAP	L $\pm$ 1.0	T $\pm$ 1.0	H $\pm$ 1.0	P $\pm$ 1.0	d $\phi$ $\pm$ 0.05	CAP	L $\pm$ 1.0	T $\pm$ 1.0	H $\pm$ 1.0	P $\pm$ 1.0	d $\phi$ $\pm$ 0.05
0.0022	12.0	5.0	11.0	10.0	0.6	0.068	18.0	5.0	11.0	15.0	0.6
0.0027	12.0	5.0	11.0	10.0	0.6	0.082	18.0	6.0	12.0	15.0	0.6
0.0033	12.0	5.0	11.0	10.0	0.6	0.1	18.0	6.0	12.0	15.0	0.8
0.0039	12.0	5.0	11.0	10.0	0.6	0.12	18.0	6.5	13.0	15.0	0.8
0.0047	12.0	5.0	11.0	10.0	0.6	0.15	18.0	7.5	13.5	15.0	0.8
0.0056	12.0	5.0	11.0	10.0	0.6	0.15	26.5	6.0	15.0	22.5	0.8
0.0068	12.0	5.0	11.0	10.0	0.6	0.18	26.5	6.0	15.0	22.5	0.8
0.0082	12.0	5.0	11.0	10.0	0.6	0.22	26.5	7.0	16.5	22.5	0.8
0.01	12.0	5.0	11.0	10.0	0.6	0.27	26.5	7.0	16.5	22.5	0.8
0.012	12.0	5.0	11.0	10.0	0.6	0.33	26.5	7.0	16.5	22.5	0.8
0.015	12.0	5.0	11.0	10.0	0.6	0.39	26.5	8.5	17.0	22.5	0.8
0.018	12.0	5.0	11.0	10.0	0.6	0.47	26.5	10.0	19.0	22.5	0.8
0.022	12.0	5.0	11.0	10.0	0.6	0.47*	26.0	12.0	21.5	22.5	0.8
0.027	12.0	5.0	11.0	10.0	0.6	0.56	31.5	10.8	19.5	27.5	0.8
0.033	12.0	5.0	11.0	10.0	0.6	0.68	31.5	10.8	19.5	27.5	0.8
0.039	12.0	5.0	11.0	10.0	0.6	0.82	31.5	10.8	19.5	27.5	0.8
0.047	18.0	5.0	11.0	15.0	0.6	1.0	31.5	13.0	21.5	27.5	0.8
0.056	18.0	5.0	11.0	15.0	0.6						
B type											
CAP	L $\pm$ 1.0	T $\pm$ 1.0	H $\pm$ 1.0	P $\pm$ 1.0	d $\phi$ $\pm$ 0.05	CAP	L $\pm$ 1.0	T $\pm$ 1.0	H $\pm$ 1.0	P $\pm$ 1.0	d $\phi$ $\pm$ 0.05
0.047	12.0	5.0	11.0	10.0	0.6	0.33	18.0	9.5	15.5	15.0	0.8
0.056	13.0	6.0	12.0	10.0	0.6	0.39	18.0	11.0	18.5	15.0	0.8
0.068	13.0	6.0	12.0	10.0	0.6	0.47	18.0	11.0	18.5	15.0	0.8
0.082	13.0	6.0	12.0	10.0	0.6	0.56	26.5	10.0	19.0	22.5	0.8
0.1	13.0	6.0	12.0	10.0	0.8	0.68	26.5	10.0	19.0	22.5	0.8
0.18	18.0	7.5	13.5	15.0	0.8	0.82	26.0	12.0	21.5	22.5	0.8
0.22	18.0	8.5	14.5	15.0	0.8	1.0	26.0	12.0	21.5	22.5	0.8

\* Special size, P/N "8" for size code

Please contact us for special item or size not listed

Note: Specification are subject to change without notice. For more detail and update, please visit our website.