






TSM-116-03-L-DH



TSM-115-01-T-SH-A



TSM-110-01-T-DV-P



ROW  
OPTION

OPTIONS

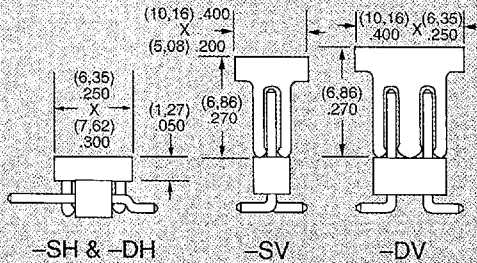
**FLEX  
MOLD**

**-A**

= Alignment Pin  
Metal or plastic at Samtec discretion  
(Not available with -SV)

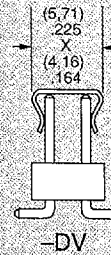
**-P**

= Plastic Pick & Place Pad  
(4 positions minimum)



**-M**

= Metal  
Pick & Place Pad



**-XX**

= Polarized Position

**-TR**

= Tape & Reel Packaging  
Not available  
with -MT or -SV

**TAPE & REEL AVAILABILITY**

No tooling charges.  
125 piece minimum order.  
Order any quantity above minimum.  
In-house design, manufacture.  
Quick turn-around.

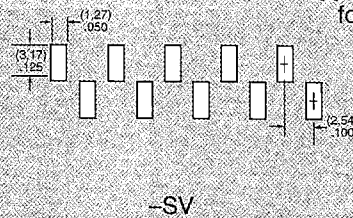
Call Samtec for specifications  
and ordering information.

APPLICATION SPECIFIC OPTIONS

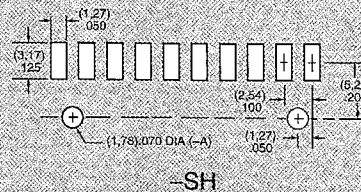
Mixed technology, locking clips and molded  
pick and place pads available. Call Samtec.

PCB LAYOUTS

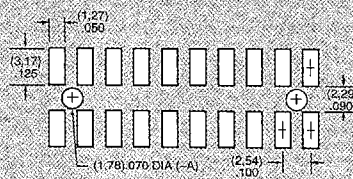
Suggested PCB Layouts  
for TSM Series



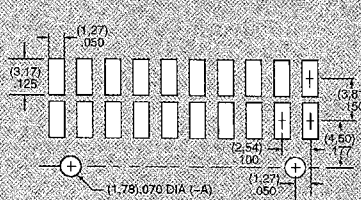
-SV



-SH




-DV



-DH

Suggested Layout  
for SSM Series  
(Pass Through Application)



D 12F 7964149 0002104 875