


TX7-302C

SMD TCXO
CMOS

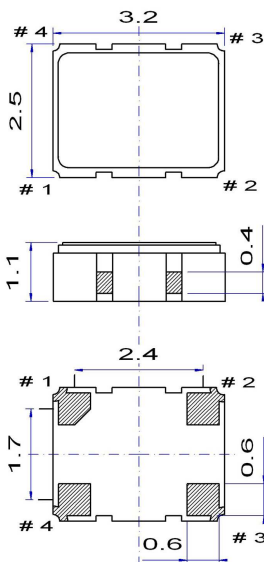
QuartzCom
the communications company



Features

- Applications: mobile communications, GPS
- Small, low profile package: 3.2 x 2.5 x 1.0 mm
- Output CMOS

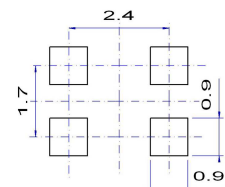
Parameter	Specification	
Frequency range	10 ~ 32.768 MHz	
Standard frequencies	10.0, 12.8, 16.384, 19.2, 20.0, 24.0, 25.0, 26.0, 32.768 MHz	
Frequency stability:		
vs. temperature	$\leq \pm 1.0 \sim \pm 2.5$ ppm	
vs. supply change	$\leq \pm 0.2$ ppm	± 5 %
vs. load change	$\leq \pm 0.2$ ppm	± 5 %
vs. aging	$\leq \pm 1.0$ ppm	1 st year
Frequency slope of perturbations	$\leq \pm 0.2$ ppm/°C	frequency measurement every 2 °C
Static temperature hysteresis	$\leq \pm 0.6$ ppm	
Frequency tolerance ex. factory	$\leq \pm 1.0$ ppm	@ +25 °C
Supply voltage	+2.4 ~ +3.3 V	
Supply current	< 5.0 mA	
Output signal	CMOS	$V_{OH} > 0.9 V_{dc}$ $V_{OL} < 0.1 V_{dc}$
Output load	15 pF	± 5 %
Phase noise @ 19.2 MHz carrier frequency	-145 dBc/Hz	@ 10 kHz
Operating temperature range	-20 ~ +70 °C -40 ~ +85 °C	commercial application industrial application
Storage temperature range	-55 ~ +125 °C	
Packaging units	tape & reel	1'000 or 2'500 pieces
Customer specifications on request		



Pin function

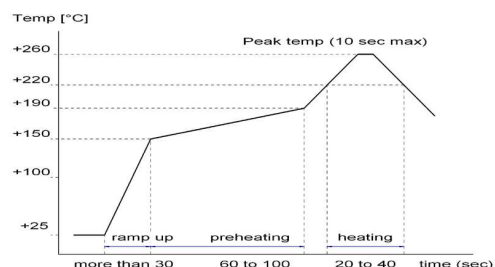
- # 1 GND
- # 2 GND
- # 3 Output
- # 4 Vdc

Example for solder pattern



Do not design any conductive path between the pattern

Example for IR reflow soldering temperature



2002/95/EC RoHS compliant

30 Apr. 10

QuartzCom AG
sales@quartzcom.com
www.quartzcom.com

QuartzCom Asia
sales-asia@quartzcom.com

QuartzCom USA
sales-usa@quartzcom.com

ISO 9001
BUREAU VERITAS
Certification

