

### PFC Circuit.

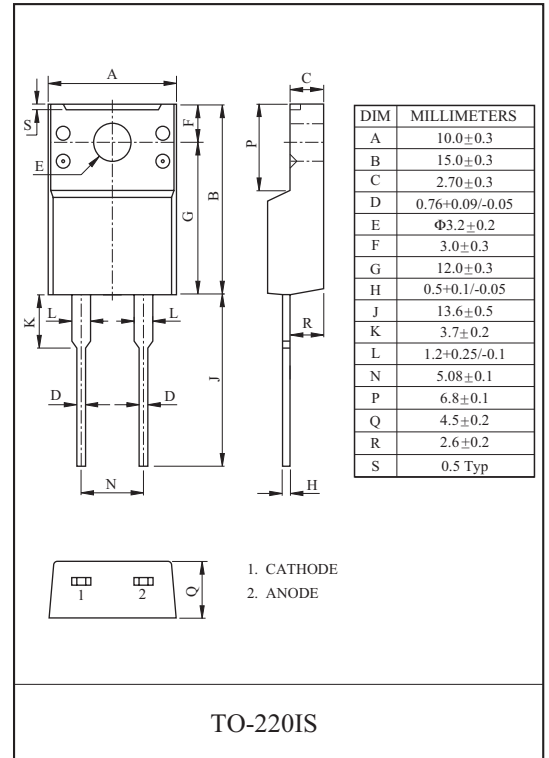
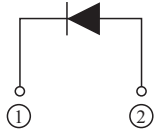
### FEATURES

- Ultra-Fast Recovery Time for High Efficiency.
- Low Forward Voltage Drop, High Current Capability, and Low Power Loss.
- Suffix **U** : Qualified to AEC-Q101.  
ex) U10A6CI-U/**PU**

### APPLICATION

- Switching Power Supply.
- Home Appliances, Office Equipment.
- Telecommunication, Factory Automation.

### POLARITY



### MAXIMUM RATINGS (Ta=25 )

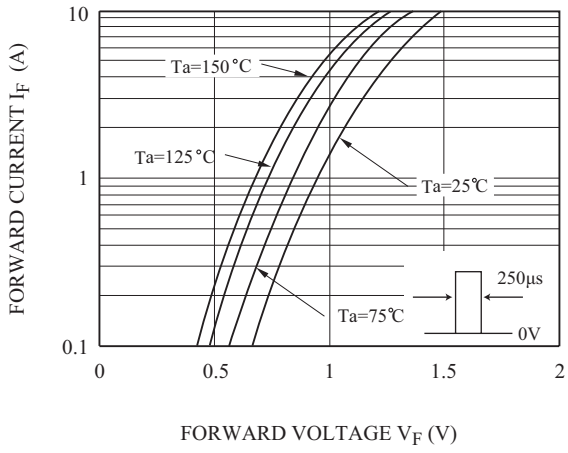
CHARACTERISTIC	SYMBOL	RATING	UNIT
Maximum Reverse Voltage	$V_{RM}$	600	V
Average Output Rectified Current (Tc=94 )	$I_O$	10	A
Peak One Cycle Surge Forward Current (Non-Repetitive, tp=10ms)	$I_{FSM}$	100	A
Junction Temperature	$T_j$	150	
Storage Temperature Range	$T_{stg}$	-55~150	

### ELECTRICAL CHARACTERISTICS (Ta=25 )

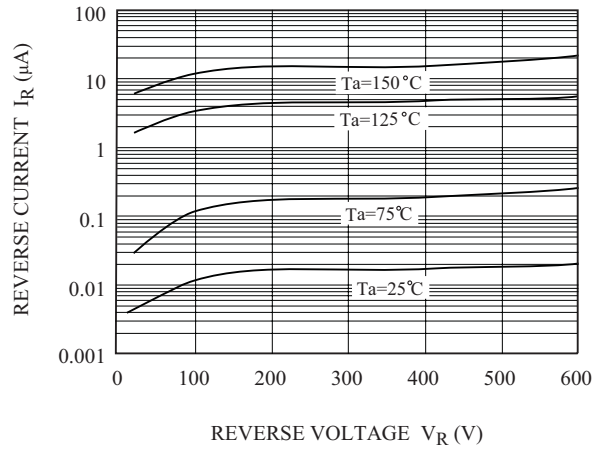
CHARACTERISTIC	SYMBOL	TEST CONDITION	MIN.	TYP.	MAX.	UNIT
Peak Forward Voltage	$V_{FM}$	$I_{FM}=10A$	-	1.5	2.0	V
Reverse Current	$I_{RM}$	$V_{RM}=600V$	-	-	30	μA
Reverse Recovery Time	$t_{rr}$	$I_F=1.0A, V_R=30V, di/dt=-50A/\mu s$	-	24	35	ns
Thermal Resistance	$R_{th(j-c)}$	Junction to Case	-	-	5.0	/W

# U10A6CI

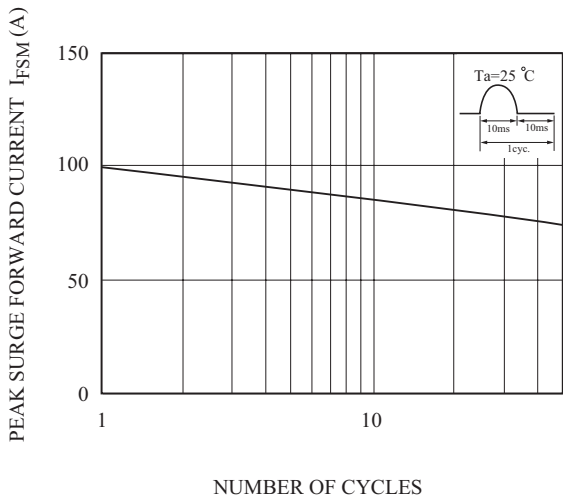
$I_F - V_F$



$I_R - V_R$



$I_{FSM} - \text{CYCLE CHARACTERISTICS}$



$P_D - T_C$

