

# US1A-M

## SURFACE MOUNT ULTRAFAST EFFICIENT RECTIFIER

Reverse Voltage - 50 to 1000 Volts

Forward Current - 1.0 Ampere

### Features

- Plastic package has Underwriters Laboratory
- Flammability Classification 94V-0
- Glass passivated chip junctions
- Ultrafast recovery times for high efficiency
- Low forward voltage, low power loss
- High temperature soldering guaranteed:
- 260°C/10 seconds on terminals
- RoHS compliant package

### Mechanical Data

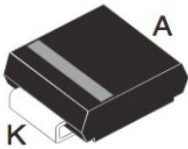
- Case: JEDEC DO-214AC molded plastic body
- Terminals: Solder plated, solderable per

MIL-STD-750, Method 2026

- Polarity: Color band denotes cathode end
- Weight: 0.063 gram

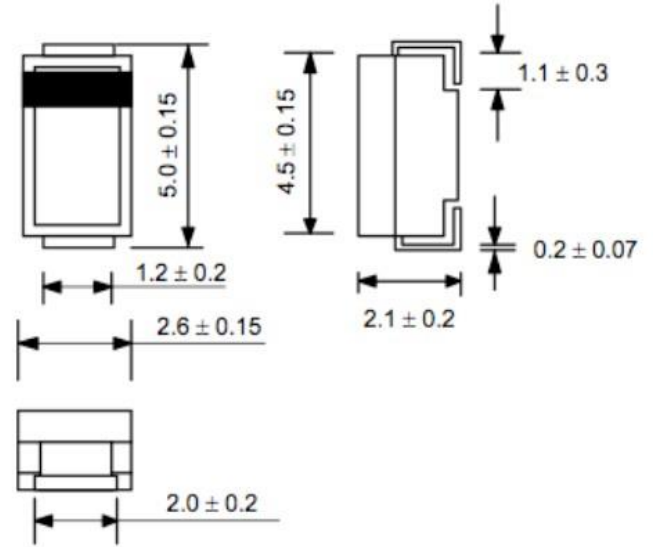
### Packing & Order Information

5,000/Reel



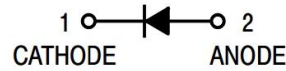
**RoHS  
COMPLIANT**

### SMA (DO-214AC)



Dimensions in millimeters

### Graphic symbol



## MAXIMUM RATINGS AND ELECTRICAL CHARACTERISTICS

Ratings at 25°C ambient temperature unless otherwise specified

		US1A	US1B	US1D	US1G	US1J	US1K	US1M	UNITS
Maximum repetitive peak reverse voltage	$V_{RRM}$	50	100	200	400	600	800	1000	V
Maximum RMS voltage	$V_{RWS}$	35	70	140	280	420	560	700	V
Maximum DC blocking voltage	$V_{DC}$	50	100	200	400	600	800	100	V
Maximum average forward rectified current at $T_L=110^\circ\text{C}$	$I_{F(AV)}$	1							A
Peak forward surge current 8.3ms single half-sine-wave	$I_{FSM}$	30							A

## US1A-M

### SURFACE MOUNT ULTRAFAST EFFICIENT RECTIFIER

Ratings at 25°C ambient temperature unless otherwise specified

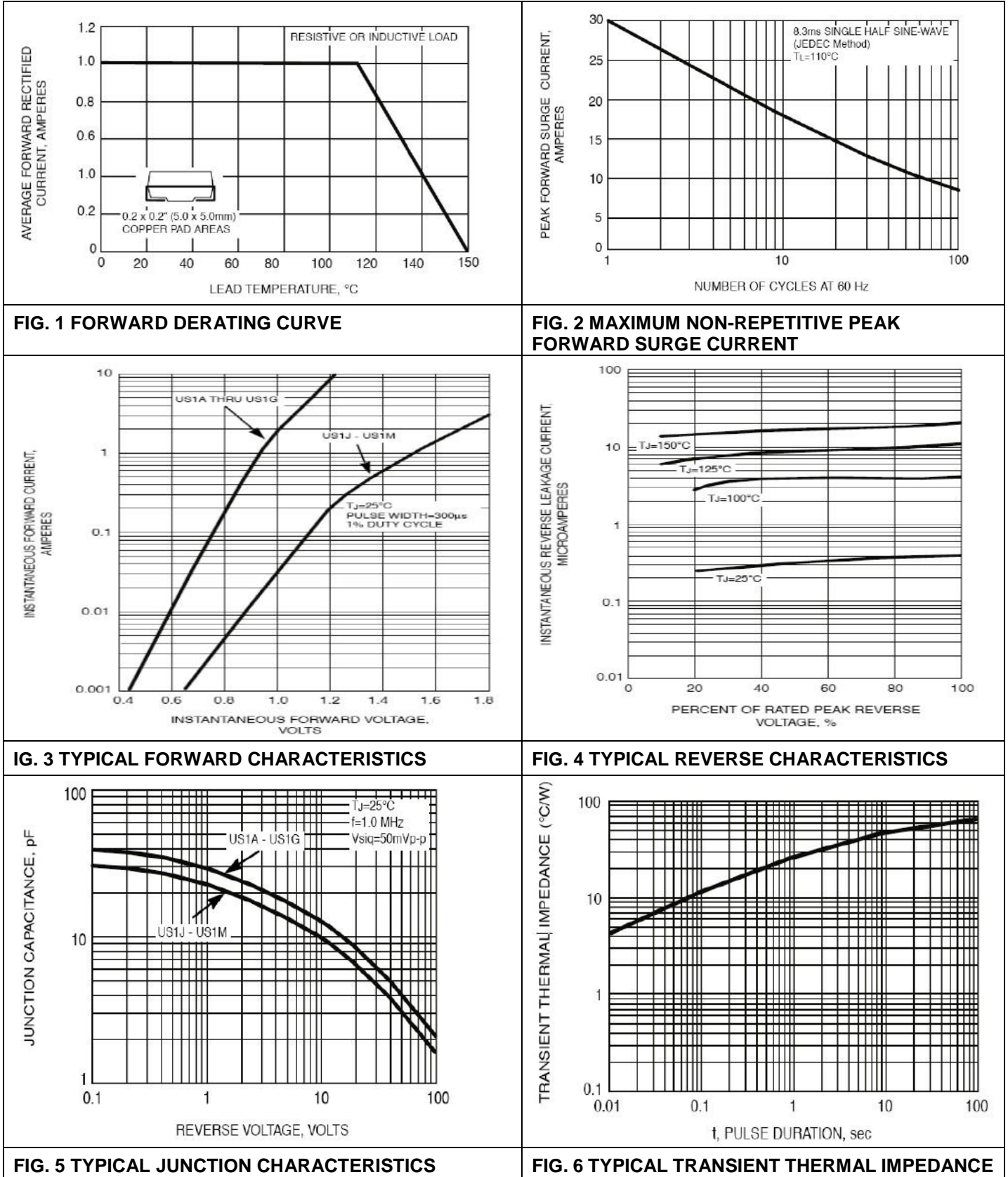
		US1A	US1B	US1D	US1G	US1J	US1K	US1M	UNITS
Maximum instantaneous forward voltage at $I_{FM}=2.0A$	$V_F$	1.0			1.4	1.7			V
Maximum DC reverse current $T_J=25^\circ C$ At rated DC blocking voltage $T_A=100^\circ C$	$I_R$				10 50				$\mu A$
Maximum reverse recovery time	$T_{rr}$	50					75		nS
Typical junction capacitance	$C_j$	17					15		pF
Maximum thermal resistance	$R_{\theta JA}$				35				$^\circ C/W$
	$R_{\theta JL}$				27				$^\circ C/W$
Storage temperature range	$T_{STG}$				-55 to +150				$^\circ C$

**NOTE** : 1.Pulse test: Pulse width 300us, duty cycle 1%

## US1A-M

### SURFACE MOUNT ULTRAFAST EFFICIENT RECTIFIER

#### ■ Ratings and Characteristic Curves



## US1A-M

### SURFACE MOUNT ULTRAFAST EFFICIENT RECTIFIER

#### **Disclaimer**

ALL PRODUCT, PRODUCT SPECIFICATIONS AND DATA ARE SUBJECT TO CHANGE

WITHOUT NOTICE TO IMPROVE RELIABILITY, FUNCTION OR DESIGN OR OTHERWISE.

Bruckewell Technology Inc., its affiliates, agents, and employees, and all persons acting on its or their behalf (collectively, "Bruckewell"), disclaim any and all liability for any errors, inaccuracies or incompleteness contained in any datasheet or in any other disclosure relating to any product.

Bruckewell makes no warranty, representation or guarantee regarding the suitability of the products for any particular purpose or the continuing production of any product. To the maximum extent permitted by applicable law, Bruckewell disclaims

- (i) Any and all liability arising out of the application or use of any product.
- (ii) Any and all liability, including without limitation special, consequential or incidental damages.
- (iii) Any and all implied warranties, including warranties of fitness for particular purpose, non-infringement and merchantability.

Statements regarding the suitability of products for certain types of applications are based on Bruckewell's knowledge of typical requirements that are often placed on Bruckewell products in generic applications.

Such statements are not binding statements about the suitability of products for a particular application. It is the customer's responsibility to validate that a particular product with the properties described in the product specification is suitable for use in a particular application. Parameters provided in datasheets and/or specifications may vary in different applications and performance may vary over time.

Product specifications do not expand or otherwise modify Bruckewell's terms and conditions of purchase, including but not limited to the warranty expressed therein.