


USR UNR 4-T220 / T220B

USS UNS 4-T220

Precision Shunt Resistors



- Resistances from 0.2Ohm to 80Ohms
- Power Rating to 15Watt
- Resistance Tolerances to $\pm 0.01\%$
- TCR to $\pm 1\text{ppm/K}$
- Load Stability to 0.01%

SPECIFICATIONS

Type	USR / USS	UNR / UNS
Resistance Range	0.2 to 80 Ohms	
Power rating free air 70°C with heatsink	1.5W 10W	1.5W 15W
Thermal Resistance Rthj-c	10.8 K/W	6.8 K/W
Tolerances from 0.5 Ohms from 10.0 Ohms from 50.0 Ohms	0.1% / 0.25% / 0.5% / 1% 0.05% / 0.1% / 0.25% / 0.5% / 1% 0.01% / 0.02% / 0.05% / 0.1% / 0.25% / 0.5% / 1%	
Stability	0.01%	
Shelf Life Stability	25ppm / ΔR after 1 year 50ppm / ΔR after 3 year	
Temperature Coefficient	max. $\pm 5\text{ppm/K}$ (-55 to 155°C) typ. $\pm 3\text{ppm/K}$ (-55 to 125°C) upon request $\pm 1\text{ppm/K}$ (0 to 60°C)	
Voltage Proof	1 kVDC	
Thermal EMF	< 0.1 $\mu\text{V/K}$	
Operating Temperature Range	-55 to 155°C	
Resistor Material	NiCr-Foil	
Substrate	Al ₂ O ₃	AlN
Housing	Epoxy + Cu heatsink nickel plated	
Connector Material	Cu tinned	
Terminals	4	
Max. Torque	1.0 Nm	
Notes	Specially designed for applications with fast changing electrical load	

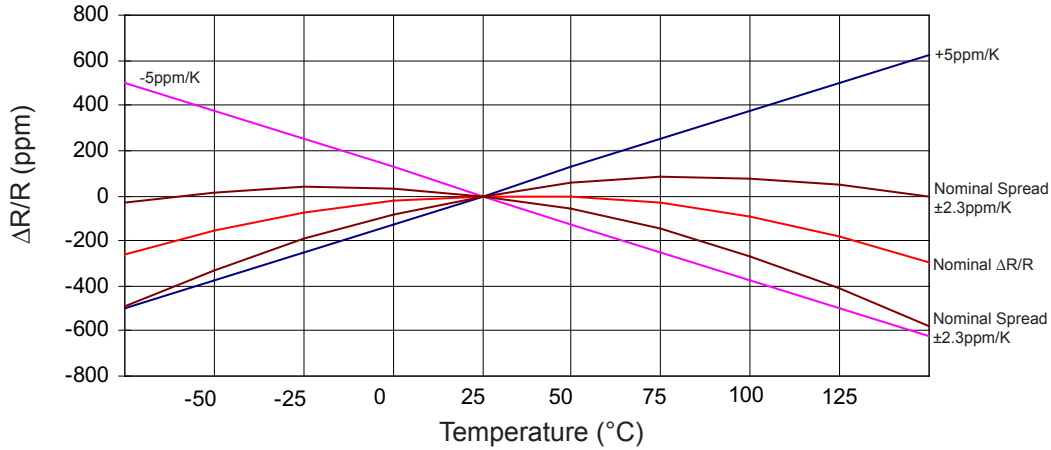
Ordering Information

Part Number - Resistance - Contact - Tolerance - TCR

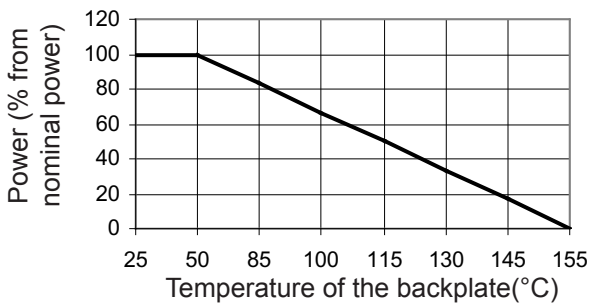
UNR 2-T220B 5.7kOhms C 0.5% 3ppm

SPECIFICATIONS (continued)

Temperature Coefficient



Derating



Power Rating Notes -

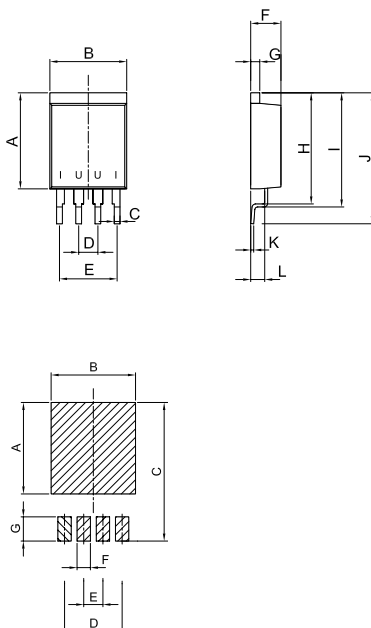
The U-Series Resistors must be attached to a suitable heatsink. The maximum internal resistor temperature is 155°C. To specify an appropriate heatsink use the following formula :

$$R_{0H} = \frac{T_{MAX} - (P \times R_{0R}) - T_A}{P}$$

Where: R_{0H} = Thermal Resistance of Heatsink (K/W)
 R_{0R} = Thermal Resistance of Resistor (K/W)
 T_{MAX} = Maximum Temperature of Resistor
 T_A = Ambient Temperature of Heatsink (°C)
 P = Power Through Resistor (W)

Dimensions

USS 4-T220 / UNS 4-T220



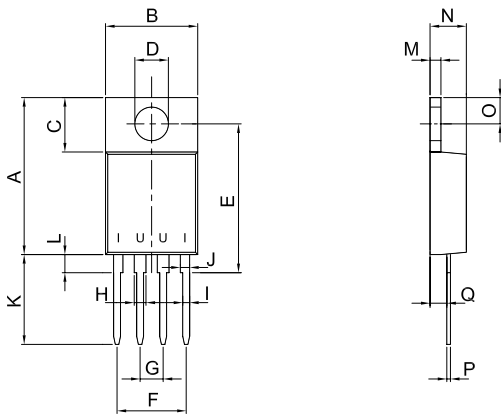
Dimension	mm	tol. (±mm)	inches	tol. (±inches)
A	12.70	0.2	0.50	0.008
B	10.16	0.2	0.40	0.008
C	0.76	0.1	0.03	0.004
D	2.54	0.1	0.10	0.004
E	7.62	0.1	0.30	0.004
F	4.00	0.1	0.16	0.004
G	1.20	0.1	0.05	0.004
H	14.60	0.2	0.57	0.008
I	15.00	0.2	0.59	0.008
J	17.33	0.2	0.68	0.008
K	0.40	0.1	0.02	0.004
L	1.85	0.1	0.07	0.004

Dimension	mm	inches
A	12.10	0.476
B	11.16	0.439
C	18.33	0.722
D	7.62	0.300
E	2.54	0.100
F	1.76	0.069
G	3.20	0.126

SPECIFICATIONS (continued)

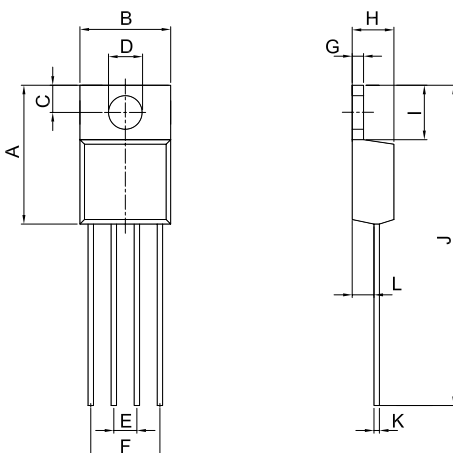
Dimensions

USR 4-T220B / UNR 4-T220B



Dimension	mm	tol. (±mm)	inches	tol. (±inches)
A	17.30	0.2	0.68	0.008
B	10.16	0.2	0.40	0.008
C	6.00	0.1	0.24	0.004
D	Ø3.7	0.1	Ø0.146	0.004
E	16.40	0.2	0.65	0.008
F	7.62	0.2	0.30	0.008
G	2.54	0.1	0.10	0.004
H	1.30	0.1	0.05	0.004
I	0.76	0.1	0.03	0.004
J	1.03	0.1	0.04	0.004
K	10.00	0.2	0.39	0.008
K (C-Contact)	13.80	0.2	0.54	0.008
L	2.00	0.1	0.08	0.004
M	1.20	0.1	0.05	0.004
N	4.00	0.1	0.16	0.004
O	2.90	0.1	0.11	0.004
P	0.40	0.1	0.02	0.004
Q	1.85	0.1	0.07	0.004

USR 4-T220 / UNR 4-T220



Dimension	mm	tol. (±mm)	inches	tol. (±inches)
A	15.30	0.2	0.60	0.008
B	10.00	0.2	0.39	0.008
C	2.80	0.1	0.11	0.004
D	Ø3.7	0.1	Ø0.146	0.004
E	2.54	0.1	0.10	0.004
F	7.62	0.1	0.30	0.004
G	1.27	0.1	0.05	0.004
H	4.60	0.1	0.18	0.004
I	6.00	0.2	0.24	0.008
J	35.30	2.0	1.39	0.079
K	Ø0.6	0.1	Ø0.02	0.004
L	2.41	0.1	0.09	0.004