



USS5350

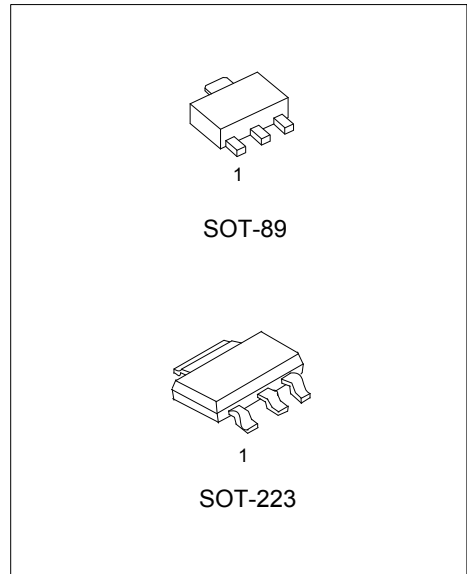
Preliminary

PNP EPITAXIAL SILICON TRANSISTOR

50V, 3A PNP LOW $V_{CE(SAT)}$ TRANSISTOR

FEATURES

- * Low collector-emitter saturation voltage $V_{CE(SAT)}$
- * High collector current capability: I_C and I_{CM}
- * Higher efficiency leading to less heat generation
- * Reduced printed-circuit board requirements.
- * Complement: USS4350.



ORDERING INFORMATION

Ordering Number		Package	Pin Assignment			Packing
Lead Free	Halogen Free		1	2	3	
USS5350L-AB3-R	USS5350G-AB3-R	SOT-89	B	C	E	Tape Reel
USS5350L-AA3-R	USS5350G-AA3-R	SOT-223	B	C	E	Tape Reel

USS5350L-AB3-R 	(1) Packing Type (2) Package Type (3) Lead Free	(1) R: Tape Reel (2) AA3: SOT-223, AB3: SOT-89 (3) G: Halogen Free, L: Lead Free
--------------------	---	--

■ ABSOLUTE MAXIMUM RATING ($T_A=25^\circ\text{C}$, unless otherwise specified)

PARAMETER	SYMBOL	RATINGS	UNIT	
Collector-Base Voltage	V_{CB0}	-50	V	
Collector-Emitter Voltage	V_{CEO}	-50	V	
Emitter-Base Voltage	V_{EBO}	-5	V	
Collector Current (Note 3)	DC	I_C	-3	A
	Peak	I_{CM}	-5	A
Base Current (DC)	I_B	-0.5	A	
Power Dissipation ($T_A \leq 25^\circ\text{C}$) (Note 2)	SOT-89	P_D	1.4	W
	SOT-223		2	
Junction Temperature	T_J	150	$^\circ\text{C}$	
Storage Temperature	T_{STG}	-65~+150	$^\circ\text{C}$	

Notes: 1. Absolute maximum ratings are those values beyond which the device could be permanently damaged.

Absolute maximum ratings are stress ratings only and functional device operation is not implied.

2. Device mounted on a printed-circuit board; single-sided copper; mounting pad for collector 6cm^2 .

3. Pulse test: $t_p \leq 300 \mu\text{s}$; Duty cycle $\leq 2\%$.

■ THERMAL CHARACTERISTICS

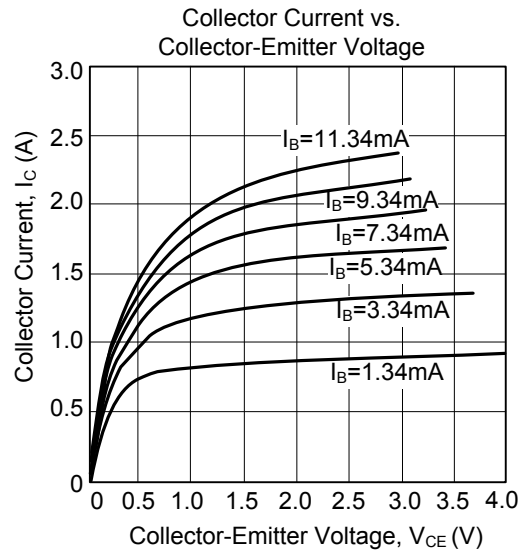
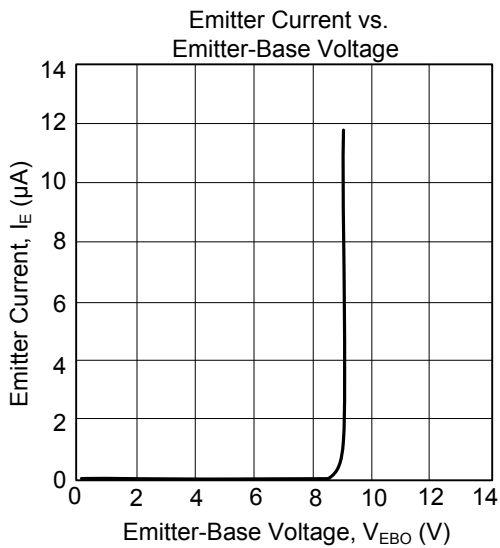
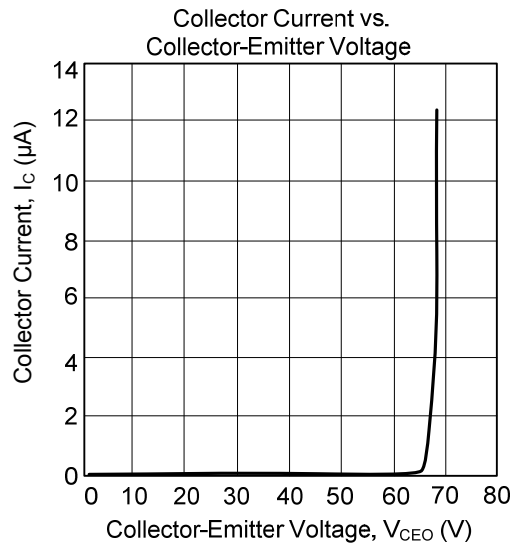
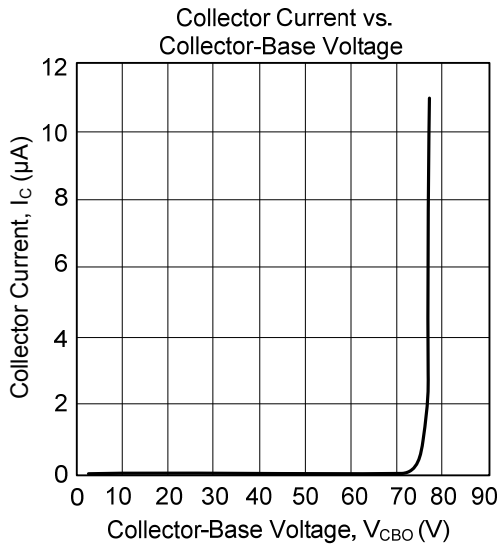
PARAMETER	SYMBOL	RATINGS	UNIT	
Junction To Ambient (Note 2)	SOT-89	θ_{JA}	90	$^\circ\text{C/W}$
	SOT-223		62.5	

■ ELECTRICAL CHARACTERISTICS ($T_A=25^\circ\text{C}$, unless otherwise specified)

PARAMETER	SYMBOL	TEST CONDITIONS	MIN	TYP	MAX	UNIT
Collector Cut-Off Current	I_{CBO}	$V_{CB} = -50 \text{ V}, I_E = 0$			-100	nA
		$V_{CB} = -50 \text{ V}, I_E = 0, T_J = 150^\circ\text{C}$			-50	μA
Collector Cut-Off Current	I_{CES}	$V_{CE} = -50 \text{ V}, V_{BE} = 0$			-100	nA
Emitter Cut-Off Current	I_{EBO}	$V_{EB} = -5 \text{ V}, I_C = 0$			-100	nA
Collector-Emitter Saturation Voltage	$V_{CE(SAT)}$	$I_C = -0.5 \text{ A}, I_B = -50 \text{ mA}$			-90	mV
		$I_C = -1 \text{ A}, I_B = -50 \text{ mA}$			-180	mV
		$I_C = -2 \text{ A}, I_B = -100 \text{ mA}$			-320	mV
		$I_C = -2 \text{ A}, I_B = -200 \text{ mA}$ (Note)			-270	mV
		$I_C = -3 \text{ A}, I_B = -300 \text{ mA}$ (Note)			-390	mV
Base-Emitter Saturation Voltage	$V_{BE(SAT)}$	$I_C = -2 \text{ A}, I_B = -100 \text{ mA}$			-1.1	V
		$I_C = -3 \text{ A}, I_B = -300 \text{ mA}$ (Note)			-1.2	V
Base-Emitter Turn-On Voltage	$V_{BE(ON)}$	$V_{CE} = -2 \text{ V}, I_C = -1 \text{ A}$	-1.1			V
Dc Current Gain	h_{FE}	$V_{CE} = -2 \text{ V}, I_C = -0.1 \text{ A}$	200			
		$V_{CE} = -2 \text{ V}, I_C = -0.5 \text{ A}$	200			
		$V_{CE} = -2 \text{ V}, I_C = -1 \text{ A}$ (Note)	200		450	
		$V_{CE} = -2 \text{ V}, I_C = -2 \text{ A}$ (Note)	130			
		$V_{CE} = -2 \text{ V}, I_C = -3 \text{ A}$ (Note)	80			
Equivalent On-Resistance	$R_{CE(SAT)}$	$I_C = -2 \text{ A}, I_B = -200 \text{ mA}$, (Note)		90	135	m Ω
Transition Frequency	f_T	$V_{CE} = -5 \text{ V}, I_C = -100 \text{ mA}, f = 100 \text{ MHz}$	100			MHz
Collector Capacitance	C_C	$V_{CB} = -10 \text{ V}, I_E = I_C = 0, f = 1 \text{ MHz}$			35	pF

Note: Pulse test: $t_p \leq 300 \mu\text{s}$; Duty cycle $\leq 2\%$.

■ TYPICAL CHARACTERISTICS



UTC assumes no responsibility for equipment failures that result from using products at values that exceed, even momentarily, rated values (such as maximum ratings, operating condition ranges, or other parameters) listed in products specifications of any and all UTC products described or contained herein. UTC products are not designed for use in life support appliances, devices or systems where malfunction of these products can be reasonably expected to result in personal injury. Reproduction in whole or in part is prohibited without the prior written consent of the copyright owner. The information presented in this document does not form part of any quotation or contract, is believed to be accurate and reliable and may be changed without notice.