


VR Miniature Sized series



Approved by Reliability Center for Electronic Component, Japan-Certification No. RCJ-03-22C

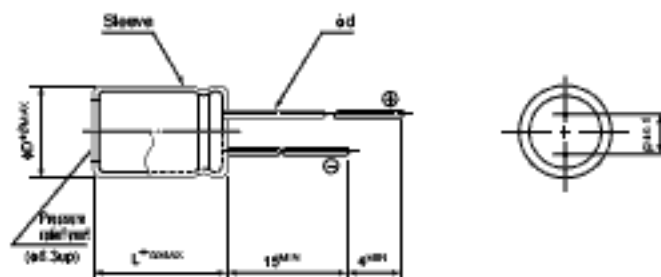
■ One rank smaller case sizes than VX series.



Specifications

Item	Performance Characteristics	
Category Temperature Range	-40 ~ +85°C (6.3V ~ 400V), -25°C ~ +85°C (450V)	
Rated Voltage Range	6.3 ~ 450V	
Rated Capacitance Range	0.1 ~ 33000μF	
Capacitance Tolerance	±20% at 120Hz, 20°C	
Leakage Current	Rated voltage (V)	6.3 ~ 100V
		160 ~ 450V
tan δ	For capacitance of more than 1000μF, add 0.02 for every increase of 1000μF. Measurement frequency : 120Hz. Temperature : 20°C	
	Rated voltage (V)	6.3 10 16 25 35 50 63 100 160 ~ 315 350 ~ 450
Stability at Low Temperature	Measurement frequency : 120Hz	
	Impedance ratio	Z-25°C / Z+20°C 5 4 3 2 2 2 2 2 3 4 6 15
Endurance	After 2000 hours' application of rated voltage at 85°C, capacitors meet the characteristic requirements listed at right.	
	Capacitance change	tan δ
Shelf Life	After leaving capacitors under no load at 85°C for 1000 hours, they meet the specified value for endurance characteristics listed above.	
	Printed with white color letter on black sleeve.	

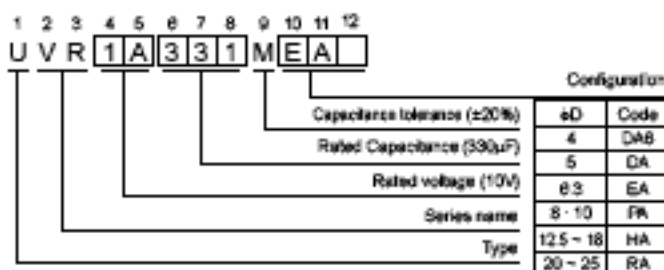
Radial Lead Type



φD	4	5	6.3	8	10	12.5	16	18	20	22	25
P	1.5	2.0	2.5	3.5	5.0	5.0	7.5	7.5	10.0	10.0	12.5
φd	0.45	0.5	0.5	0.6	0.6	0.6	0.8	0.8	1.0	1.0	1.0
φ	0.5	0.5	0.5	0.5	0.5	0.5	0.5	0.5	0.5	1.0	1.0

α	(L<20) 1.5
	(L≥20) 2.0

Type numbering system (Example : 10V 330μF)



Please refer to page 18, 19, 20 about the formed or taped product spec.
Please refer to page 3 for the minimum order quantity.

■ Dimension table in next page.

■ Dimensions

D×L (mm)

V Cap.(μF) Code	6.3		10		18		25		35		60		85		100		
	DJ		1A		1C		1E		1V		1H		1J		2A		
0.1	R1											+ 5×11	13			5×11	21
0.22	R22											+ 5×11	29			5×11	47
0.33	R33											+ 5×11	43			5×11	7
0.47	R47											+ 5×11	62			5×11	10
1	010											+ 5×11	17			5×11	21
2.2	2R2											+ 5×11	28			5×11	30
3.3	3R3											+ 5×11	35			5×11	40
4.7	4R7							+ 5×11	35	+ 5×11	40	+ 5×11	40			5×11	45
10	100					+ 5×11	50	+ 5×11	55	+ 5×11	60	+ 5×11	60	5×11	65	6.3×11	75
22	220	+ 5×11	65	+ 5×11	65	+ 5×11	75	+ 5×11	80	+ 5×11	90	5×11	95	5×11	100	6.3×11	130
33	330	+ 5×11	80	+ 5×11	85	+ 5×11	90	+ 5×11	95	5×11	105	5×11	125	6.3×11	140	8×11.5	180
47	470	+ 5×11	95	+ 5×11	100	+ 5×11	110	+ 5×11	115	5×11	130	6.3×11	155	6.3×11	170	10×12.5	230
100	101	+ 5×11	135	+ 5×11	145	5×11	160	6.3×11	190	6.3×11	210	8×11.5	260	10×12.5	300	10×20	370
220	221	5×11	200	6.3×11	240	6.3×11	260	8×11.5	330	10×12.5	385	10×12.5	430	10×16	490	12.5×25	620
330	331	6.3×11	270	6.3×11	290	8×11.5	370	10×12.5	440	10×12.5	490	10×16	590	10×20	710	12.5×25	780
470	471	6.3×11	320	6.3×11	350	8×11.5	440	10×12.5	550	10×16	650	12.5×20	760	12.5×20	900	16×25	1000
1000	102	8×11.5	540	10×12.5	650	10×16	790	10×20	960	12.5×20	1150	12.5×25	1350	16×25	1300	18×40	1380
2200	222	10×20	1000	10×20	1100	12.5×20	1300	12.5×25	1550	16×25	1800	16×35.5	2100	18×35.5	2300	22×50 ▲25×40	2400 2400
3300	332	10×20	1190	12.5×20	1450	12.5×25	1700	16×25	1980	16×35.5	2280	18×35.5 ▲22×30	2500 2450	20×40 ▲25×30	2700 2600	25×50	2900
4700	472	12.5×20	1580	12.5×25	1800	16×25	2100	16×31.5	2450	18×35.5 ▲20×31	2700	20×40 ▲25×30	2900 2900	22×50 ▲25×40	3400 3200		
6800	682	12.5×25	1920	16×25	2250	16×35.5	2680	18×35.5 ▲20×31	2900 2700	20×40 ▲25×30	3000 2900	22×50 ▲25×40	3500 3300	25×50	3900		
10000	103	16×25	2360	16×35.5	2700	18×35.5 ▲20×31	2950 3000	20×40 ▲25×30	3000 2900	22×50 ▲25×40	3700 3600	25×50	4000				
15000	153	16×35.5	2890	18×35.5	3100	20×40 ▲25×30	3400 3300	22×50 ▲25×40	3600 3600	25×50	4300						
22000	223	18×40 ▲22×30	3350 3200	20×40 ▲25×30	3700 3300	22×50 ▲25×40	4200 4000	25×50	4500								
33000	333	22×50 ▲25×40	3900 3800	22×50 ▲25×40	4500 4800	25×50	4800									Case size	Rated ripple

V Cap.(μF) Code	160		200		250		315		350		400		450			
	2C		2D		2E		2F		2V		2G		2W			
0.47	R47	6.3×11	15	6.3×11	15	6.3×11	15									
1	010	6.3×11	22	6.3×11	22	6.3×11	22	6.3×11	22	6.3×11	22	8×11.5	25	8×11.5	23	
2.2	2R2	6.3×11	33	6.3×11	33	6.3×11	33	8×11.5	33	8×11.5	38	10×12.5	45	10×12.5	35	
3.3	3R3	6.3×11	40	6.3×11	40	8×11.5	46	10×12.5	55	10×12.5	55	10×12.5	55	10×16	45	
4.7	4R7	6.3×11	50	8×11.5	55	8×11.5	55	10×12.5	65	10×12.5	65	10×16	70	10×20	55	
10	100	8×11.5	80	10×12.5	95	10×16	105	10×20	115	10×20	115	12.5×20	130	12.5×20	90	
22	220	10×16	155	10×20	170	12.5×20	190	12.5×20	190	12.5×25	200	16×25	240	16×25	165	
33	330	10×20	205	12.5×20	230	12.5×20	230	16×25	275	16×25	275	16×31.5	300	16×35.5	230	
47	470	12.5×20	270	12.5×20	270	12.5×25	300	16×25	340	16×35.5	380	16×35.5	370	18×40 ▲22×30	300 290	
100	101	12.5×25	430	16×31.5	530	16×31.5	520	18×35.5	560	18×40 ▲22×30	590 570	20×40 ▲25×30	560 530	22×40	350	
220	221	16×35.5	800	18×35.5	810	20×40 ▲22×30	740 820	22×50 ▲25×30	850 770	22×50 ▲25×40	850 890	25×50	750			
330	331	18×40 ▲22×30	940 900	20×40 ▲25×30	1130 1090	22×50 ▲25×30	1170 970	25×50	1250							
470	471	22×40 ▲25×30	1410 1290	22×50 ▲25×40	1490 1550	25×50	1600								Case size	Rated ripple
1000	102	25×50	1900													

Size 4×11 is available for capacitors marked * *

Rated Ripple (mA rms) at 85°C 120Hz

In this case, [E] will be put at 12th digit of type numbering system *▲*

■ Frequency coefficient of rated ripple current

V	Cap.(μF)	Frequency				
		50Hz	120Hz	300Hz	1 kHz	10kHz ~
6.3 ~ 100	~ 47	0.75	1.00	1.35	1.57	2.00
	100 ~ 470	0.80	1.00	1.23	1.34	1.50
	1000 ~ 33000	0.85	1.00	1.10	1.13	1.15
160 ~ 450	0.47 ~ 220	0.80	1.00	1.25	1.40	1.60
	330 ~ 1000	0.90	1.00	1.10	1.13	1.15