

14118 Stowe Drive, Suite B | Poway, CA 92064
 TEL: (858) 621-2700 | FAX: (858) 486-1927
 URL: www.zcomm.com
 EMAIL: applications@zcomm.com

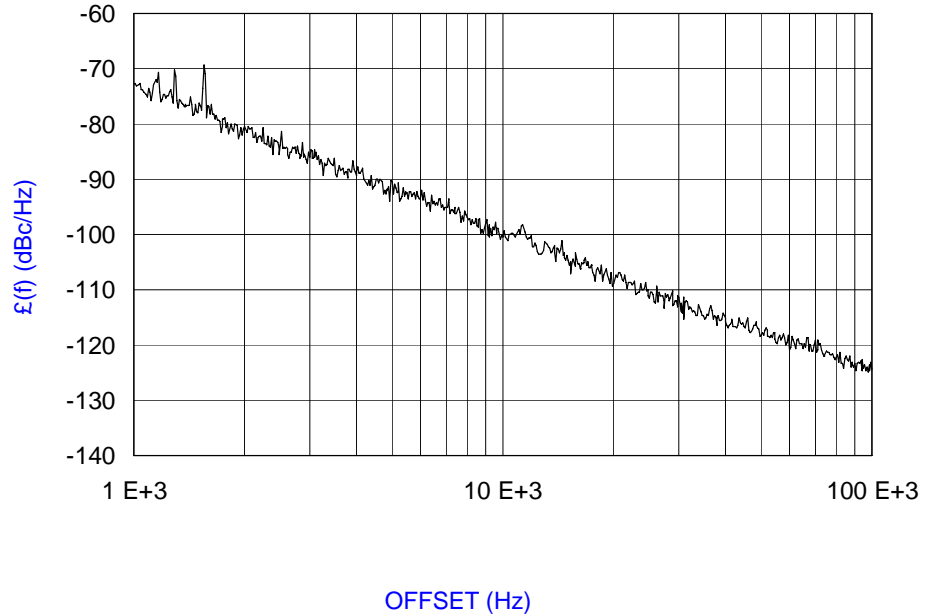
**Voltage-Controlled Oscillator
 Surface Mount Module**

Applications

- CATV Headend
- Test Equipment
- Downconvertors

Application Notes

- AN-101: Mounting and Grounding
- AN-102: Output Loading
- AN-107: Manual Soldering



Performance Specifications

	Min	Typ	Max	Units
Oscillation Frequency Range	990		1815	MHz
Phase Noise @ 10 kHz offset (1 Hz BW)		-99		dBc/Hz
Harmonic Suppression (2nd)		-20		dBc
Tuning Voltage	0.5		21	Vdc
Tuning Sensitivity (avg.)		60		MHz/V
Power Output	3	7	11	dBm
Load Impedance		50		Ω
Input Capacitance			100	pF
Pushing			2	MHz/V
Pulling (14 dB Return Loss, Any Phase)			2	MHz
Operating Temperature Range	-40		85	$^{\circ}\text{C}$
Package Style	MINI-14S-L			

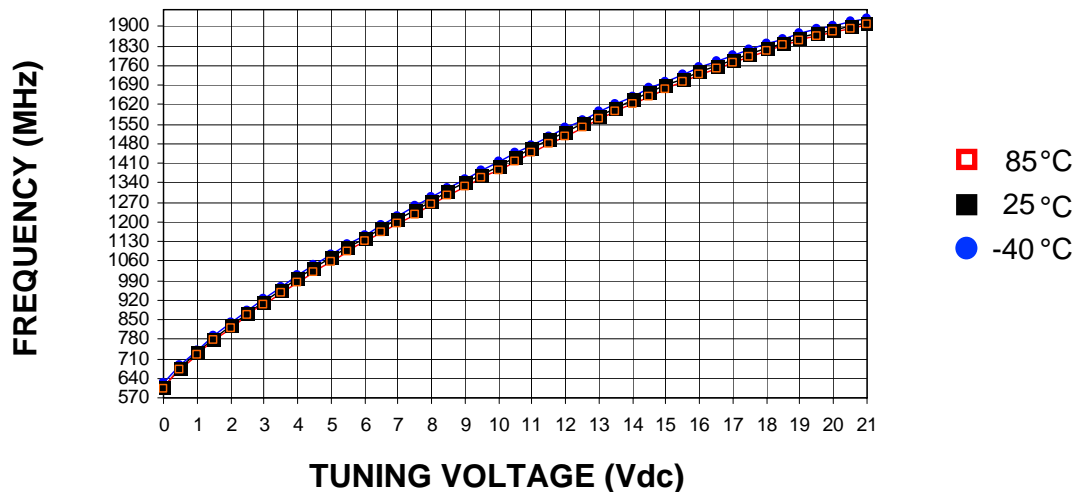
Power Supply Requirements

	Min	Typ	Max	Units
Supply Voltage (Vcc, nom.)		5		Vdc
Supply Current (Icc)		20	24	mA

Additional Notes

LFSuffix = RoHS Compliant. All specifications are subject to change without notice.

Tuning Curve, typ.

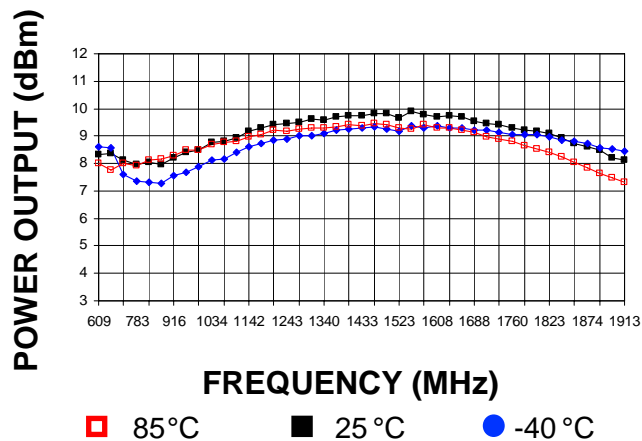


FREQUENCY (MHz)

TUNING VOLTAGE (Vdc)

- 85°C
- 25°C
- 40°C

Power Curve, typ.

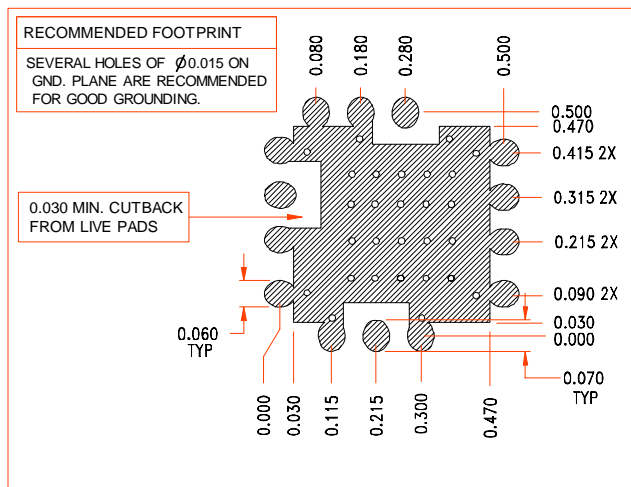


POWER OUTPUT (dBm)

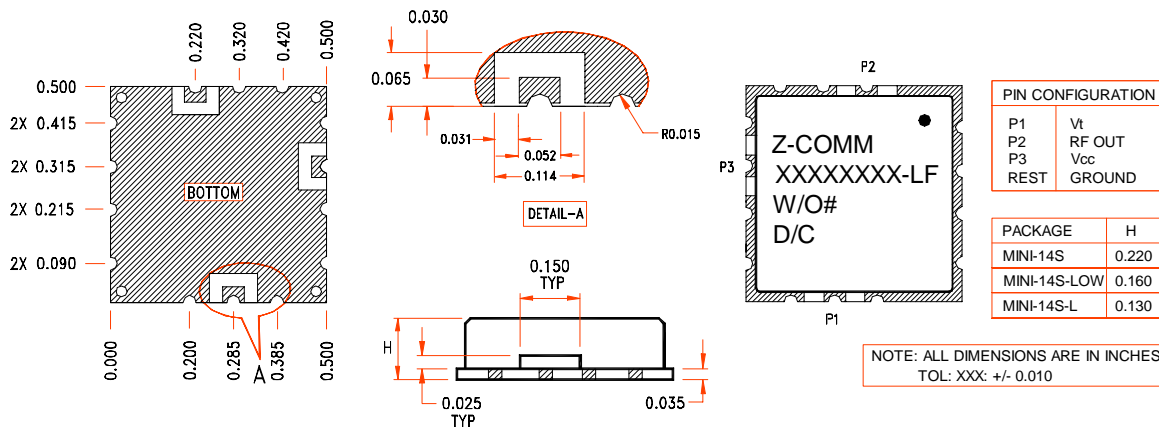
FREQUENCY (MHz)

- 85°C
- 25°C
- 40°C

Footprint



Physical Dimensions



LFSuffix = RoHS Compliant. All specifications are subject to change without notice.