



CHENMKO ENTERPRISE CO.,LTD

**W005LPT
THRU
W10LPT**

Lead free devices

SINGLE-PHASE GLASS PASSIVATED SILICON BRIDGE RECTIFIER

VOLTAGE RANGE 50 - 1000 Volts CURRENT 1.5 Amperes

FEATURES

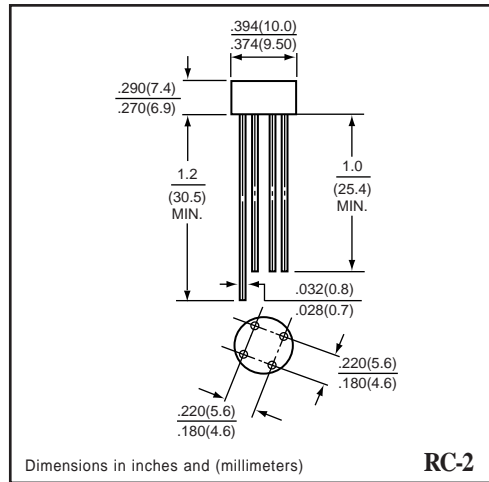
- * High reverse voltage to 1000V
- * Surge overload rating - 50 Amperes peak
- * Good for printed circuit board assembly
- * Silver-plated copper leads

MECHANICAL DATA

Case: JEDEC RC-2 molded plastic
Mounting position: Any
Polarity: Polarity symbols marked on body
Weight: 1.37 grams

MAXIMUM RATINGS AND ELECTRICAL CHARACTERISTICS

Ratings at 25°C ambient temperature unless otherwise specified.
 Single phase, half wave, 60 Hz, resistive or inductive load.
 For capacitive load, derate current by 20%.



MAXIMUM RATINGS (At TA = 25°C unless otherwise noted)

RATINGS	SYMBOL	W005LPT	W01LPT	W02LPT	W04LPT	W06LPT	W08LPT	W10LPT	UNITS
Maximum Recurrent Peak Reverse Voltage	V _{RRM}	50	100	200	400	600	800	1000	Volts
Maximum RMS Voltage	V _{RMS}	35	70	140	280	420	560	700	Volts
Maximum DC Blocking Voltage	V _{DC}	50	100	200	400	600	800	1000	Volts
Maximum Average Forward Rectified Current at TA = 50°C	I _o	1.5							Amps
Peak Forward Surge Current 8.3 ms single half sine-wave superimposed on rated load (JEDEC method)	I _{FSM}	50							Amps
Operating Temperature Range	T _J	-55 to +125							°C
Storage Temperature Range	T _{STG}	-55 to +150							°C

ELECTRICAL CHARACTERISTICS (At TA = 25°C unless otherwise noted)

CHARACTERISTICS	SYMBOL	W005LPT	W01LPT	W02LPT	W04LPT	W06LPT	W08LPT	W10LPT	UNITS
Maximum Instantaneous Forward Voltage at 1.5 A DC	V _F	1.0							Volts
Maximum Reverse Current at rated	I _R	10							uAmps
DC blocking Voltage per element		0.2							mAmps

RATING CHARACTERISTIC CURVES (W005LPT THRU W10LPT)

FIG. 1 - TYPICAL FORWARD CURRENT DERATING CURVE

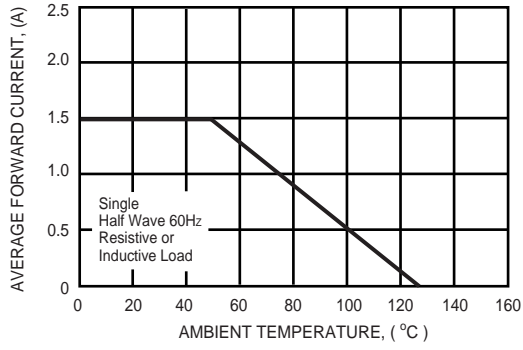


FIG. 2 - MAXIMUM NON-REPETITIVE FORWARD SURGE CURRENT

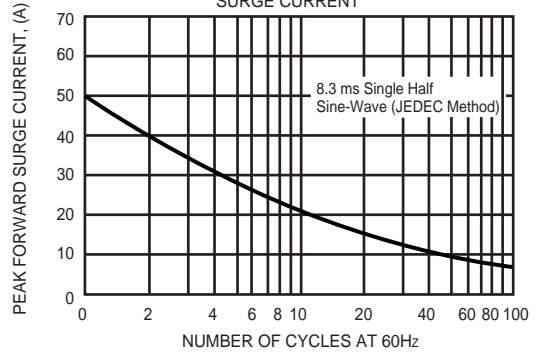


FIG. 3 - TYPICAL INSTANTANEOUS FORWARD CHARACTERISTICS

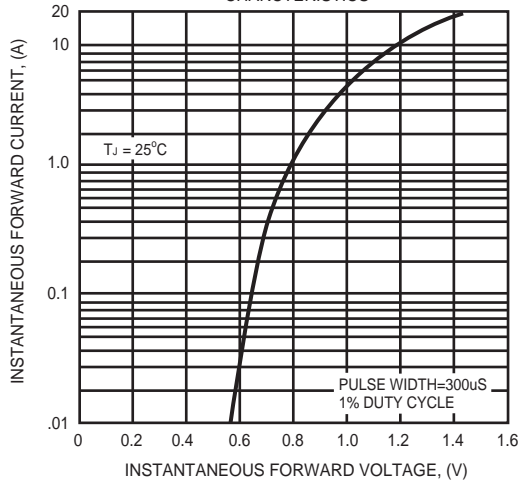


FIG. 4 - TYPICAL REVERSE CHARACTERISTICS

