

FEATURES:

- UL F class rated standard
- Small size and light weight, low coil power consumption
- Heavy contact load, strong shock and vibration resistance
- UL/CUL certified

 **E197852**



31.9 x 26.8 x 28.1 mm

CONTACT DATA

| | |
|---------------------------|---|
| Contact Arrangement | 1A = SPST N.O. 1B = SPST N.C. 1C = SPDT |
| Contact Rating | N.O. 40A @ 240VAC resistive; 30A @ 277VAC General Purpose 2 hp @ 250VAC N.C. 30A @ 240VAC resistive, 30VDC; 20A @ 277VAC General Purpose 1-1/2 hp @ 250VAC |
| Contact Resistance | < 30 milliohms initial |
| Contact Material | AgSnO ₂ , AgSnO ₂ In ₂ O ₃ |
| Maximum Switching Power | 9600VA, 1120W |
| Maximum Switching Voltage | 277VAC, 110VDC |
| Maximum Switching Current | 40A |

COIL DATA

| Coil Voltage VDC | | Coil Resistance Ω ± 10% | | Pick Up Voltage VDC (max) | Release Voltage VDC (min) | Coil Power W | Operate Time ms | Release Time ms |
|------------------|-------|-------------------------|-------|---------------------------|---------------------------|--------------|-----------------|-----------------|
| Rated | Max. | 0.6W | 0.9W | 75% of rated voltage | 10% of rated voltage | | | |
| 3 | 3.9 | 15 | 10 | 2.25 | 0.3 | .60 .90 | 15 | 10 |
| 5 | 6.5 | 42 | 28 | 3.75 | 0.5 | | | |
| 6 | 7.8 | 60 | 40 | 4.50 | 0.6 | | | |
| 9 | 11.7 | 135 | 90 | 6.75 | 0.9 | | | |
| 12 | 15.6 | 240 | 160 | 9.00 | 1.2 | | | |
| 15 | 19.5 | 375 | 250 | 10.25 | 1.5 | | | |
| 18 | 23.4 | 540 | 360 | 13.50 | 1.8 | | | |
| 24 | 31.2 | 960 | 640 | 18.00 | 2.4 | | | |
| 48 | 62.4 | 3840 | 2560 | 36.00 | 4.8 | | | |
| 110 | 140.3 | 20167 | 13445 | 82.50 | 11.0 | | | |

AC COIL PARAMETERS

| Coil Voltage VAC | | Coil Resistance Ω ± 10% | | Pick Up Voltage VAC (max) | Release Voltage VAC (min) | Coil Power VA | Operate Time ms | Release Time ms |
|------------------|------|-------------------------|--|---------------------------|---------------------------|---------------|-----------------|-----------------|
| Rated | Max. | | | 75% of rated voltage | 30% of rated voltage | | | |
| 12 | 15.6 | 27 | | 9.0 | 3.6 | 2VA | 15 | 10 |
| 24 | 31.2 | 120 | | 18.0 | 7.2 | | | |
| 110 | 143 | 2360 | | 82.5 | 33 | | | |
| 120 | 156 | 3040 | | 90 | 36 | | | |
| 220 | 286 | 13490 | | 165 | 66 | | | |
| 240 | 312 | 15320 | | 180 | 72 | | | |
| 277 | 360 | 20210 | | 207 | 83.1 | | | |

Distributor: **Electro-Stock** www.electrostock.com Tel: 630-682-1542 Fax: 630-682-1562

GENERAL DATA

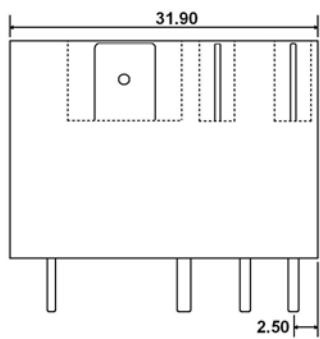
| | |
|--------------------------------------|-------------------------------------|
| Electrical Life @ rated load | 100K cycles, typical |
| Mechanical Life | 10M cycles, typical |
| Insulation Resistance | 100M Ω min @ 500VDC |
| Dielectric Strength, Coil to Contact | 2500V rms min. @ sea level |
| Contact to Contact | 1500V rms min. @ sea level |
| Shock Resistance | 200m/s ² for 11ms |
| Vibration Resistance | 1.50mm double amplitude 10-40Hz |
| Terminal (Copper Alloy) Strength | 10N |
| Operating Temperature | -55 °C to + 125 °C |
| Storage Temperature | -55 °C to + 155 °C |
| Solderability | 230 °C \pm 2 °C for 10 \pm 0.5s |
| Weight | 35g |

ORDERING INFORMATION

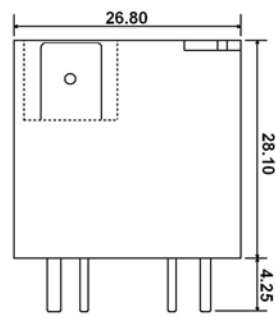
| | | | | | |
|---|---------|----|-------|---|----|
| 1. Series: | WJ115F2 | 1C | 12VDC | S | .9 |
| WJ115F2 | | | | | |
| 2. Contact Arrangement: | | | | | |
| 1A = SPST N.O. | | | | | |
| 1B = SPST N.C. | | | | | |
| 1C = SPDT | | | | | |
| 3. Profile: | | | | | |
| Blank = Standard | | | | | |
| L = Low profile | | | | | |
| 4. Coil Voltage: | | | | | |
| 3VDC | | | | | |
| 5VDC | | | | | |
| 6VDC | | | | | |
| 9VDC | | | | | |
| 12VDC | | | | | |
| 15VDC | | | | | |
| 18VDC | | | | | |
| 24VDC | | | | | |
| 48VDC | | | | | |
| 110VDC | | | | | |
| 12VAC | | | | | |
| 24VAC | | | | | |
| 110VAC | | | | | |
| 120VAC | | | | | |
| 220VAC | | | | | |
| 240VAC | | | | | |
| 277VAC | | | | | |
| 5. Sealing Options: | | | | | |
| S = Sealed (standard) | | | | | |
| N = No cover | | | | | |
| 6. Coil Power: | | | | | |
| .9 = .9W | | | | | |
| .6 = .6W | | | | | |
| Blank = 2VA (AC Coil) | | | | | |
| 7. Contact Material: | | | | | |
| Blank = AgSnO ₂ | | | | | |
| U = AgSnO ₂ In ₂ O ₃ | | | | | |

Distributor: Electro-Stock www.electrostock.com Tel: 630-682-1542 Fax: 630-682-1562

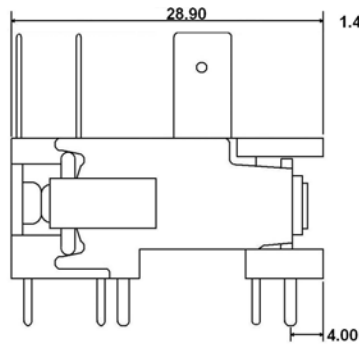
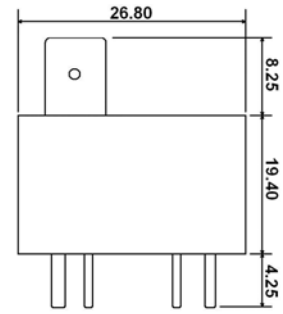
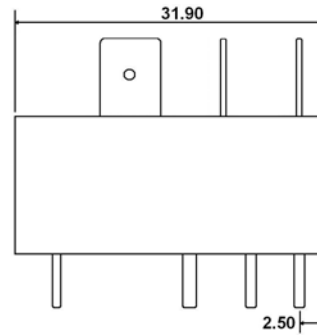
DIMENSIONS (Units = mm)



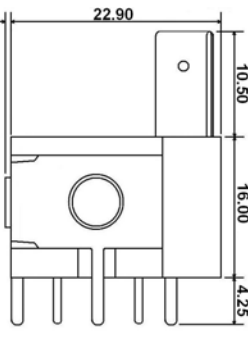
S = SEALED



L = LOW PROFILE

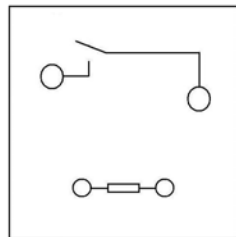


N = NO COVER

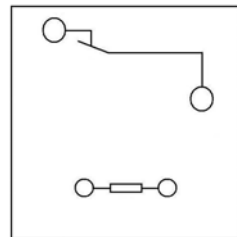


****Quick Connect Terminals:
 Contacts – 6.35 X .81mm (.250" X .032")**

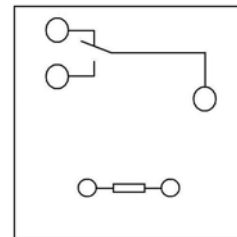
SCHEMATICS & PC LAYOUTS (BOTTOM VIEWS)



1A



1B



1C

