

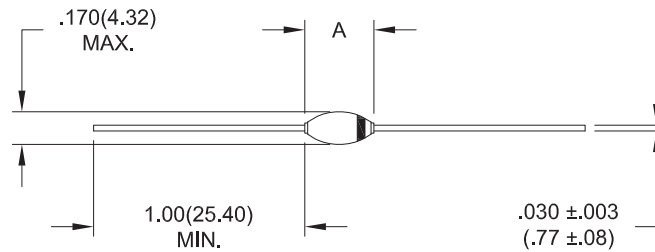
High Voltage Diodes - Axial Lead

25mA - 250mA • 100ns • Hermetic

ELECTRICAL CHARACTERISTICS AND MAXIMUM RATINGS

Part Number	Working Reverse Voltage (V _{rwm})	Average Rectified Current (I _o)		Reverse Current @ V _{rwm} (I _r)		Forward Voltage (V _f)		1 Cycle Surge Current t _p =8.3ms (I _{fsm})	Repetitive Surge Current (I _{frm})	Reverse Recovery Time (3) (T _{rr})	Thermal Impedance θ _{J-L}			Junction Cap. @50VDC @ 1kHz (C _j)
		55°C(1)	100°C(2)	25°C	100°C	25°C		25°C	25°C	25°C	25°C	L=000	L=.125	L=.250
	Volts	mA	mA	µA	µA	Volts	mA	Amps	Amps	ns	°C/W	°C/W	°C/W	pF
X25UFG	2500	250	125	1.0	20	7.0	100	15.0	3.0	100	5	12	22	4.0
X50UFG	5000	150	75	1.0	20	9.0	100	10.0	2.0	100	5	12	22	3.0
X100UFG	10000	100	50	1.0	20	14.0	100	5.0	1.0	100	5	12	22	2.0
X150UFG	15000	50	25	1.0	20	22.0	100	3.0	0.5	100	5	12	22	2.0
X200UFG	20000	25	13	1.0	20	30.0	50	2.0	0.5	100	5	12	22	2.0

(1)TL=55°C L=0.375" (2)TL=100°C L=0.375" (3)I_f=125mA, I_r=250mA, I_{rr}=63mA *Op.Temp.= -65°C to +175°C Stg.Temp.= -65°C to +200°C



Part	A
X25UFG	.240(6.10) MAX.
X50UFG	.260(6.60) MAX.
X100UFG	.320(8.13) MAX.
X150UFG	.360(9.14) MAX.
X200UFG	.380(9.65) MAX.

Dimensions: In. (mm) • All temperatures are ambient unless otherwise noted. • Data subject to change without notice.



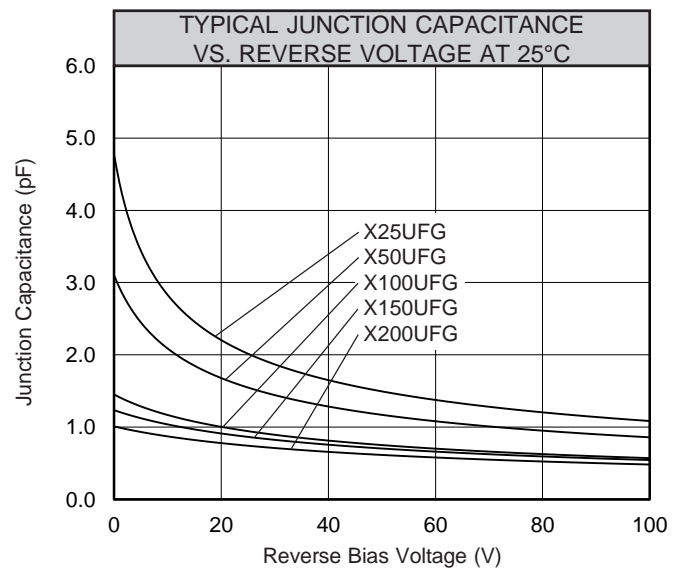
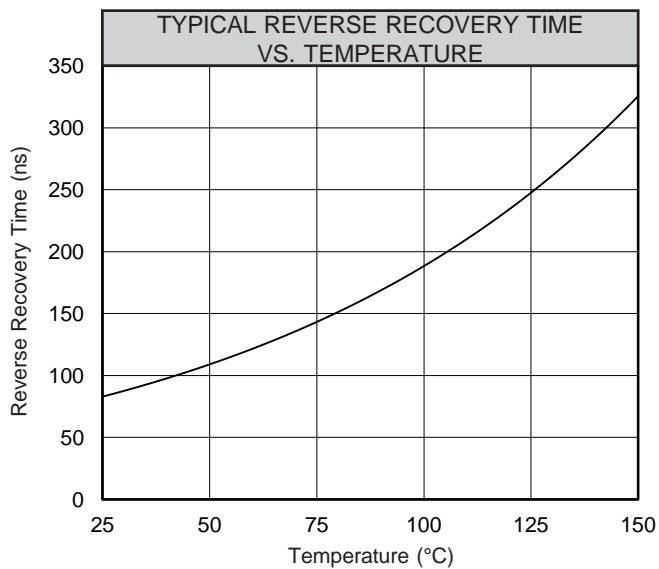
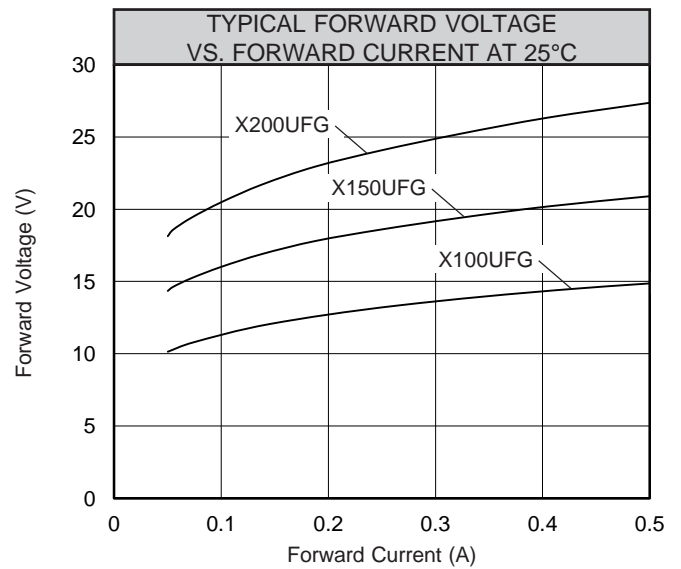
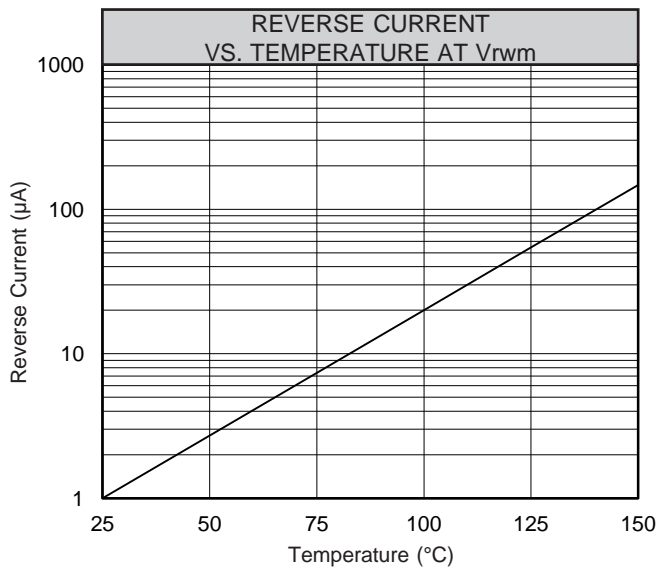
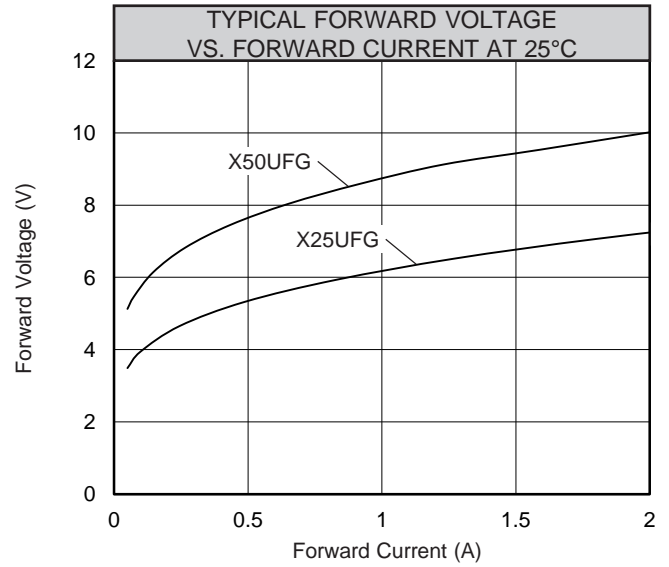
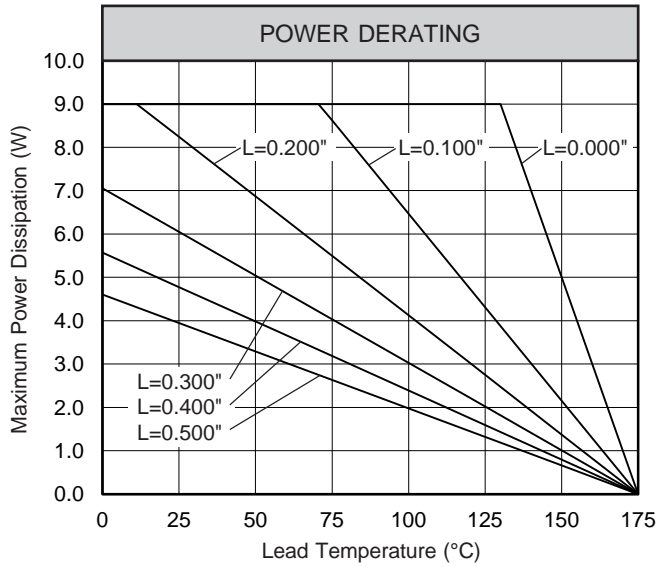
Voltage Multipliers Inc.

8711 W. Roosevelt Ave.
Visalia, CA 93291 USA

Tel: 559.651.1402
Fax: 559.651.0740

www.voltagemultipliers.com
www.highvoltagepowersupplies.com

X25UFG X50UFG X100UFG X150UFG X200UFG



3