

XBS023P11R-G

ETR16025-001

Schottky Barrier Diode, 200mA, 30V Type

FEATURES

Low Forward voltage

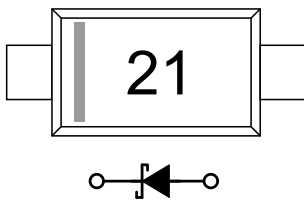
Environmentally Friendly : EU RoHS Compliant, Pb Free

PRODUCT NAME

PRODUCT NAME	PACKAGE	ORDER UNIT
XBS023P11R-G *	SOD-523P	5,000pcs/Reel

* The "-G" suffix denotes Halogen and Antimony free as well as being fully EU RoHS compliant.

MARKING



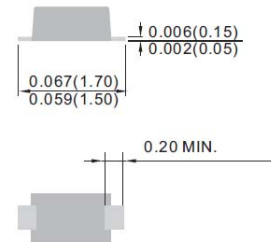
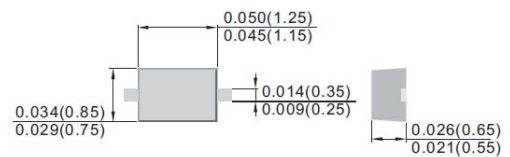
APPLICATIONS

● Low Current Rectification

PACKAGING INFORMATION

● SOD-523P

Unit : inch (mm)



ABSOLUTE MAXIMUM RATINGS

Ta=25°C

PARAMETER	SYMBOL	RATINGS	UNITS
Repetitive Peak Reverse Voltage	V_{RM}	30	V
Forward Current (Average)	$I_{F(AV)}$	200	mA
Non Continuous Forward Surge Current (8.3 ms single half-sine wave)	I_{FSM}	1	A
Junction Temperature	T_j	125	°C
Storage Temperature	T_{stg}	-55 to +125	°C

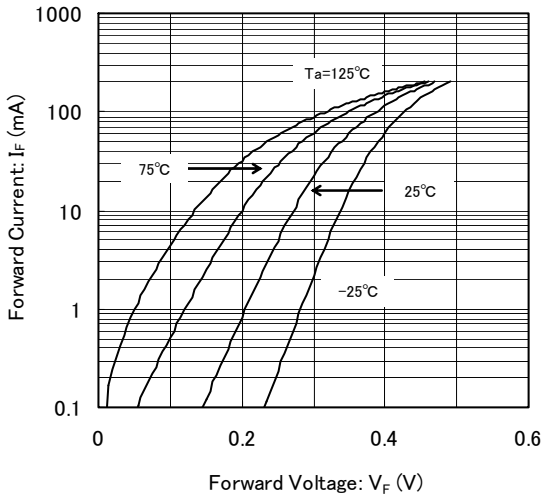
ELECTRICAL CHARACTERISTICS

Ta=25°C

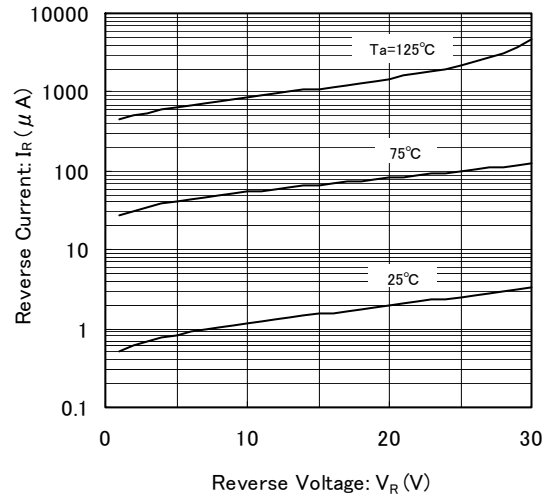
PARAMETER	SYMBOL	TEST CONDITIONS	LIMITS			UNITS
			MIN.	TYP.	MAX.	
Forward Voltage	V_{F1}	$I_F=10mA$	-	-	0.35	V
	V_{F2}	$I_F=200mA$	-	-	0.50	V
Reverse Current	I_{R1}	$V_R=10V$	-	-	10	μA
	I_{R2}	$V_R=30V$	-	-	100	μA

TYPICAL PERFORMANCE CHARACTERISTICS

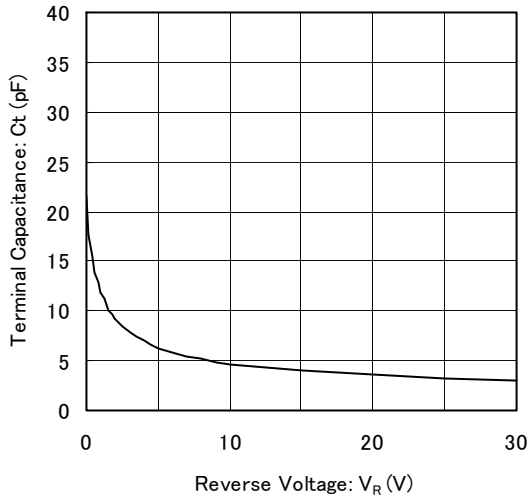
(1) Forward Current vs. Forward Voltage



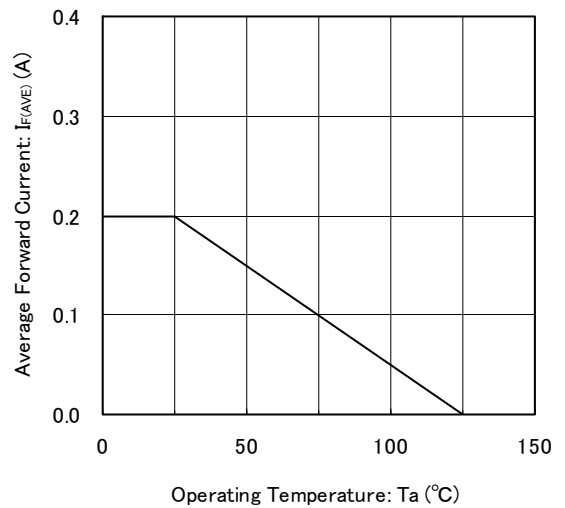
(2) Reverse Current vs. Reverse Voltage



(3) Terminal Capacitance vs. Reverse Voltage



(4) Average Forward Current vs. Operating Temperature



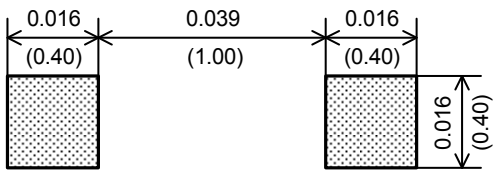
NOTES ON USE

- Please use this IC within the absolute maximum ratings.
Even within the ratings, in case of high load use continuously such as high temperature, high voltage, high current and thermal stress may cause reliability degradation of the IC.
- Torex places an importance on improving our products and their reliability.
We request that users incorporate fail-safe designs and post-aging protection treatment when using Torex products in their systems.

REFERENCE PATTERN LAYOUT

●SOD-523P

Unit : inch (mm)

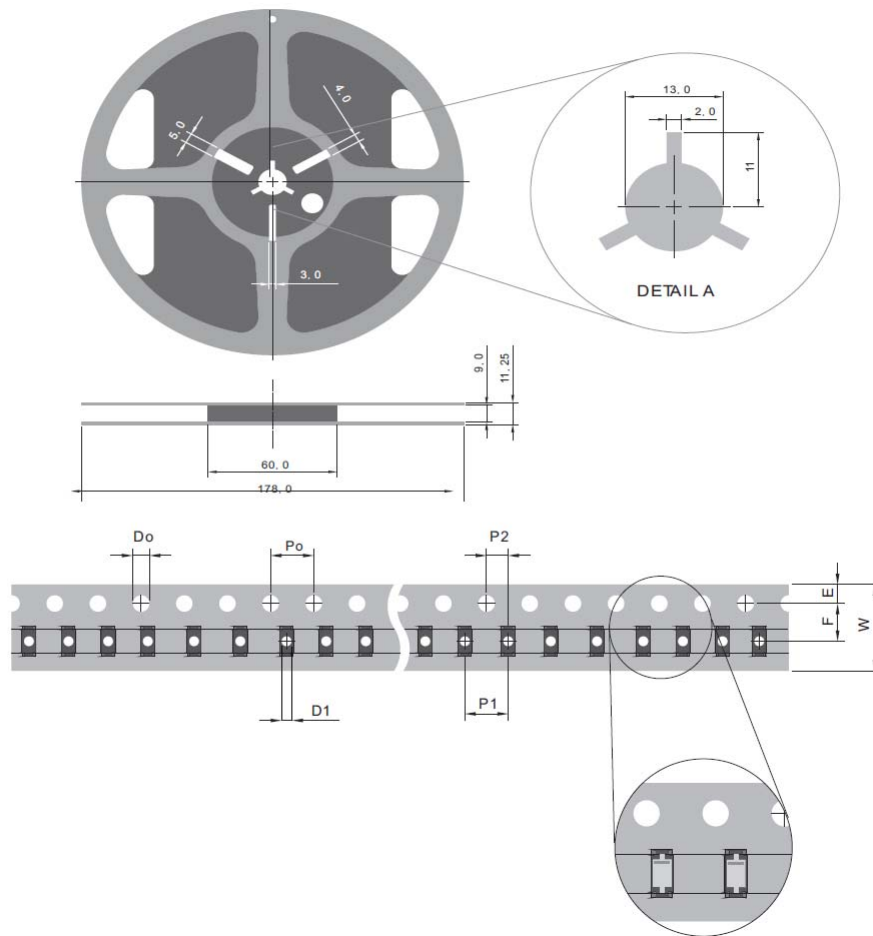


XBS023P11R-G

TAPING SPECIFICATIONS

●SOD-523P

Unit : mm



SYMBOL	mm
D ₀	1.50 ± 0.10
D ₁	0.50 ± 0.25
E	1.75 ± 0.10
F	3.50 ± 0.05
P ₀	4.00 ± 0.10
P ₁	4.00 ± 0.10
P ₂	2.00 ± 0.05
W	8.00 + 0.3 - 0.15

1. The product and product specifications contained herein are subject to change without notice to improve performance characteristics. Consult us, or our representatives before use, to confirm that the information in this datasheet is up to date.
2. The information in this datasheet is intended to illustrate the operation and characteristics of our products. We neither make warranties or representations with respect to the accuracy or completeness of the information contained in this datasheet nor grant any license to any intellectual property rights of ours or any third party concerning with the information in this datasheet.
3. Applicable export control laws and regulations should be complied and the procedures required by such laws and regulations should also be followed, when the product or any information contained in this datasheet is exported.
4. The product is neither intended nor warranted for use in equipment of systems which require extremely high levels of quality and/or reliability and/or a malfunction or failure which may cause loss of human life, bodily injury, serious property damage including but not limited to devices or equipment used in 1) nuclear facilities, 2) aerospace industry, 3) medical facilities, 4) automobile industry and other transportation industry and 5) safety devices and safety equipment to control combustions and explosions. Do not use the product for the above use unless agreed by us in writing in advance.
5. Although we make continuous efforts to improve the quality and reliability of our products; nevertheless Semiconductors are likely to fail with a certain probability. So in order to prevent personal injury and/or property damage resulting from such failure, customers are required to incorporate adequate safety measures in their designs, such as system fail safes, redundancy and fire prevention features.
6. Our products are not designed to be Radiation-resistant.
7. Please use the product listed in this datasheet within the specified ranges.
8. We assume no responsibility for damage or loss due to abnormal use.
9. All rights reserved. No part of this datasheet may be copied or reproduced unless agreed by Torex Semiconductor Ltd in writing in advance.

TOREX SEMICONDUCTOR LTD.