

高速整流ダイオード

FAST RECOVERY DIODE

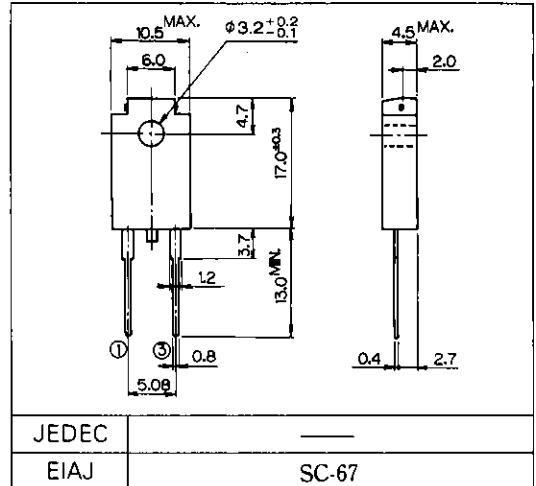
■特長：Features

- 取り付け面が絶縁されたフルモールドタイプ
Insulated package by fully molding.
- メサ形のため耐圧が高い
High voltage by mesa design.
- 高信頼性
High reliability

■用途：Applications

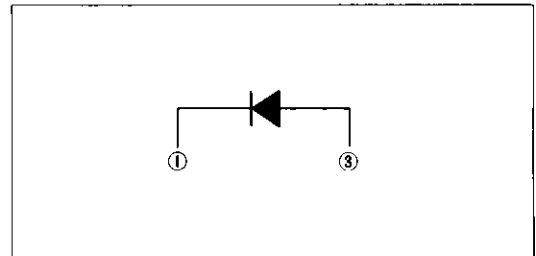
- 高速スイッチング
High speed switching.

■外形寸法：Outline Drawings



■電極接続

Connection Diagram



■定格と特性：Maximum Ratings and Characteristics

●絶対最大定格：Absolute Maximum Ratings

Items	Symbols	Conditions	Ratings	Units
ピーク繰り返し逆電圧 Repetitive Peak Reverse Voltage	V_{RRM}		600	V
ピーク非繰り返し逆電圧 Non-Repetitive Peak Reverse Voltage	V_{RSM}		600	V
平均出力電流 Average Output Current	I_O	方形波, duty = 1/2, $T_c = 100^\circ\text{C}$ Square wave	4	A
サージ電流 Surge Current	I_{FSM}	正弦波 Sine wave 10ms	50	Ap
接合温度 Operating Junction Temperature	T_j		-40 ~ +150	$^\circ\text{C}$
保存温度 Storage Temperature	T_{stg}		-40 ~ +150	$^\circ\text{C}$

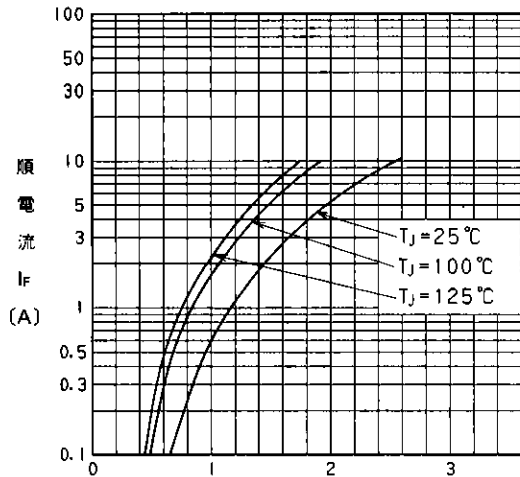
●電氣的特性(特に指定がない限り周囲温度 $T_a = 25^\circ\text{C}$ とする)

Electrical Characteristics ($T_a = 25^\circ\text{C}$ Unless otherwise specified)

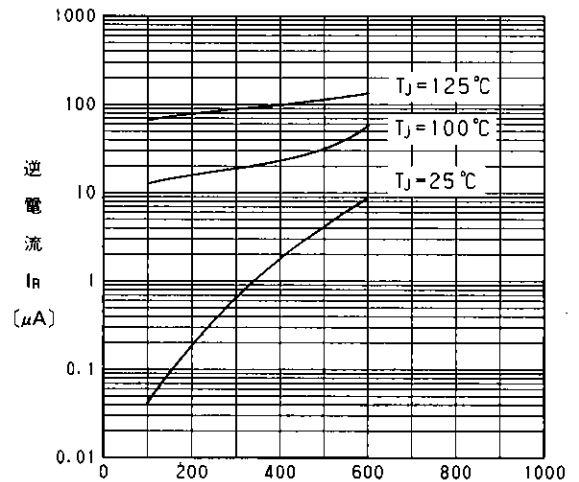
Items	Symbols	Conditions	Max.	Units
順電圧 Forward Voltage Drop	V_{FM}	$I_{FM} = 4.0\text{A}$	2.6	V
逆電流 Reverse Current	I_{RRM}	$V_R = V_{RRM}$	100	μA
逆回復時間 Reverse Recovery Time	t_{rr}	$I_F = 0.1\text{A}, I_R = 0.1\text{A}$	60	ns
熱抵抗 Thermal Resistance	$R_{th(j-c)}$	接合・ケース間 平滑直流 junction to case	3.5	$^\circ\text{C/W}$

A

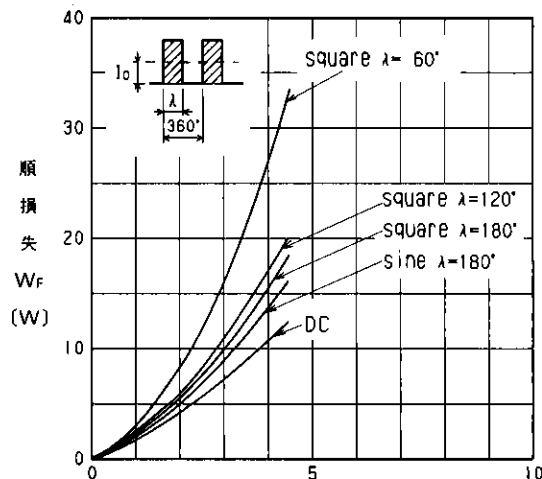
■特性曲線：Characteristics



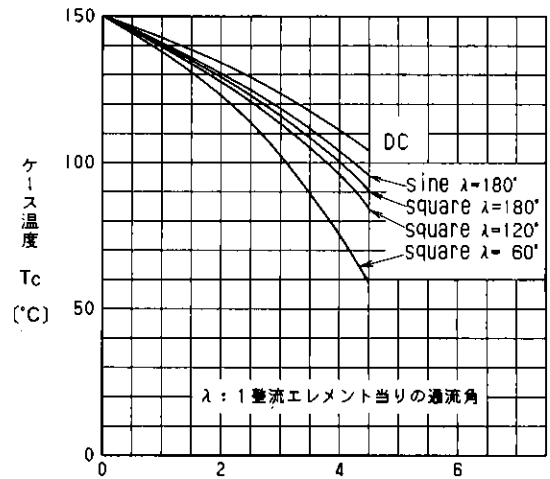
順電圧 V_f (V)
順特性 (代表特性)
Forward Characteristics



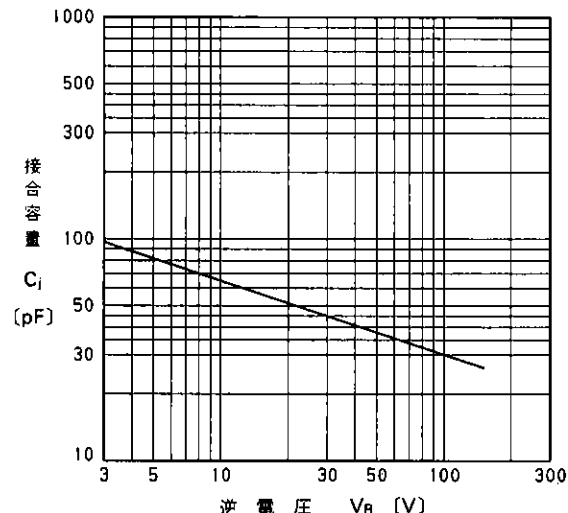
逆電圧 V_r (V)
逆特性 (代表特性)
Reverse Characteristics



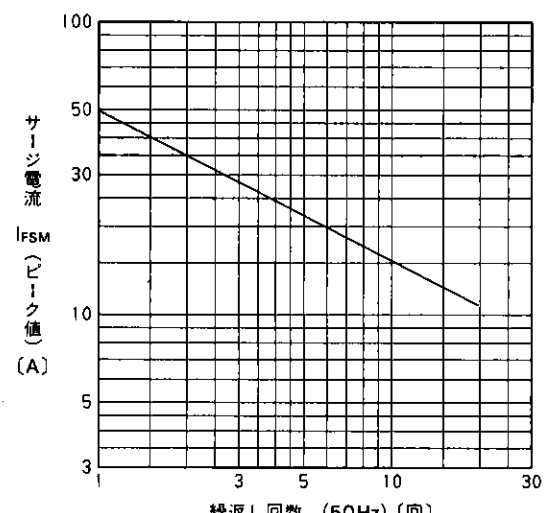
平均出力電流 I_o (A)
順損失特性
Forward Power Dissipation



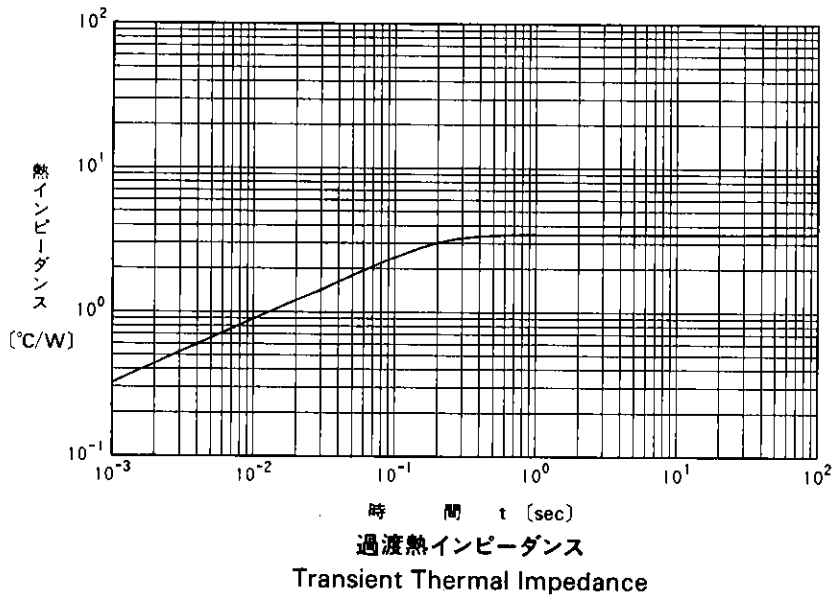
平均出力電流 I_o (A)
出力電流-ケース温度特性
Output Current-Case Temperature



逆電圧 V_r (V)
接合容量特性 (代表特性)
Junction Capacitance Characteristics



繰返し回数 (50Hz) (回)
サージ電流耐量
Surge Capability



A

For more information, contact:

Collmer Semiconductor, Inc.

P.O. Box 702708

Dallas, TX 75370

972-233-1589

972-233-0481 Fax

<http://www.collmer.com>