



DATA SHEET

SEMICONDUCTOR

YSDAxxT1

UNIDIRECTIONAL TVS DIODE



APPLICATIONS

- ◆ Cellular Handsets and Accessories
- ◆ Portable Electronics
- ◆ Industrial Controls
- ◆ Set-Top Box
- ◆ Instrumentation
- ◆ Servers, Notebook, and Desktop PC
- ◆ Display Ports

IEC COMPATIBILITY

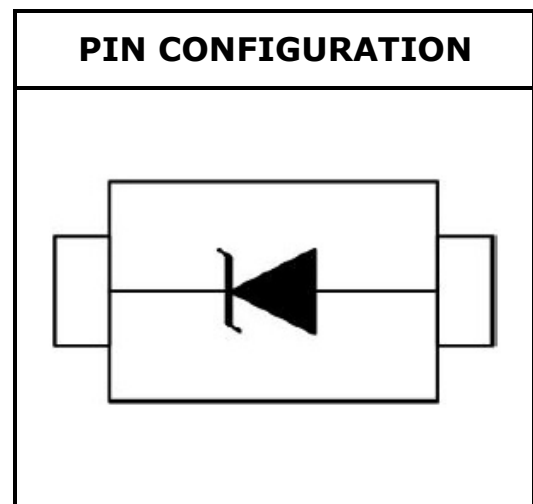
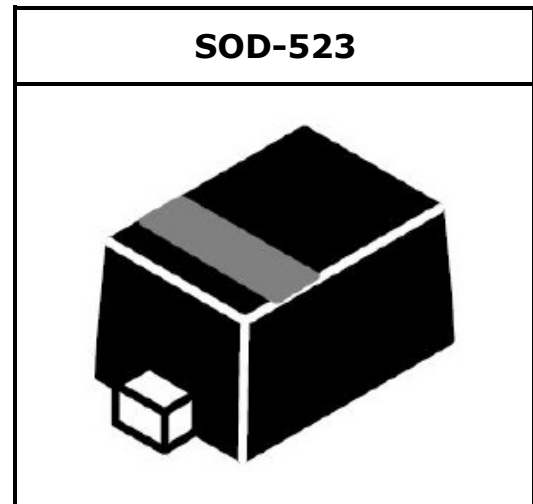
- ◆ IEC61000-4-2 (ESD) $\pm 30\text{kV}$ (air), $\pm 30\text{kV}$ (contact)
- ◆ IEC61000-4-4 (EFT) 40A (5/50 η s)

FEATURES

- ◆ 200 Watts Peak Pulse Power per Line ($t_p=8/20\mu\text{s}$)
- ◆ Protects one I/O line
- ◆ Low clamping voltage
- ◆ Working voltages : 3.3V, 5V, 8V, 12V, 15V and 24V
- ◆ Low leakage current

MECHANICAL CHARACTERISTICS

- ◆ SOD-523 Package
- ◆ Molding Compound Flammability Rating : UL 94V-0
- ◆ Weight 2 Milligrams (Approximate)
- ◆ Quantity Per Reel : 3,000pcs
- ◆ Reel Size : 7 inch
- ◆ Lead Finish : Lead Free



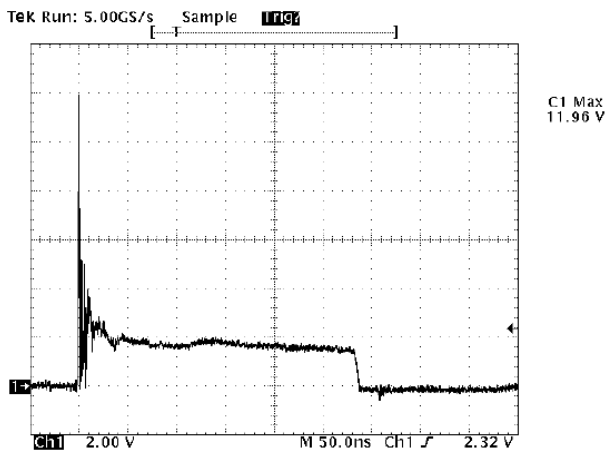
DEVICE CHARACTERISTICS

YSDAxxT1

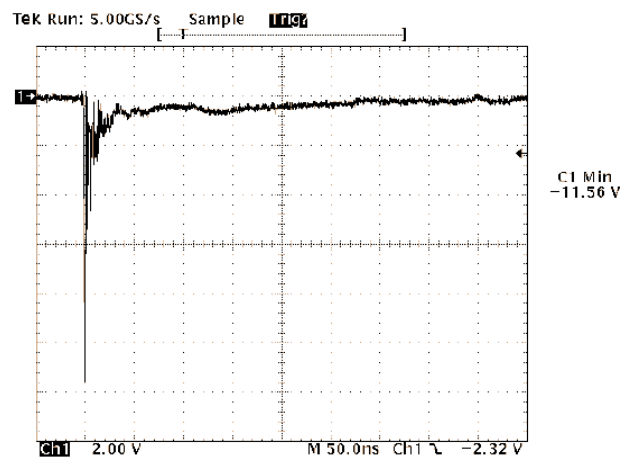
MAXIMUM RATINGS (@ 25°C Unless Otherwise Specified)			
PARAMETER	SYMBOL	VALUE	UNITS
Peak Pulse Power (tp=8/20µs waveform)	P _{PP}	200	Watts
Lead Soldering Temperature	T _L	260 (10 sec.)	°C
Operating Temperature Range	T _J	-55 ~ 150	°C
Storage Temperature Range	T _{STG}	-55 ~ 150	°C

ELECTRICAL CHARACTERISTICS PER LINE (@ 25°C Unless Otherwise Specified)									
PART NUMBER	DEVICE MARKING	V _{RWM}	V _B	I _T	V _C	V _C		I _R	C _T
		(V) (max.)	(V) (min.)	(mA)	@1A (max.)	(max.)	(@A)	(µA) (max.)	(pF) (typ.)
YSDA3.3T1	ZD	3.3	4	1	6.5	14.1	11.2	200	200
YSDA05T1	KE	5	6	1	9	18.6	9.4	5	110
YSDA08T1	ZE	8	8.5	1	13	19.5	8.8	5	70
YSDA12T1	ZM	12	13.3	1	15	25	6	1	60
YSDA15T1	KP	15	16.6	1	20	30	5	1	50
YSDA24T1	KR	24	26.7	1	30	48	3	1	25
YSDA36T1	KT	36	40	1	55	70	2	1	25

ESD Clamping
(8kV Contact per IEC 61000-4-2)

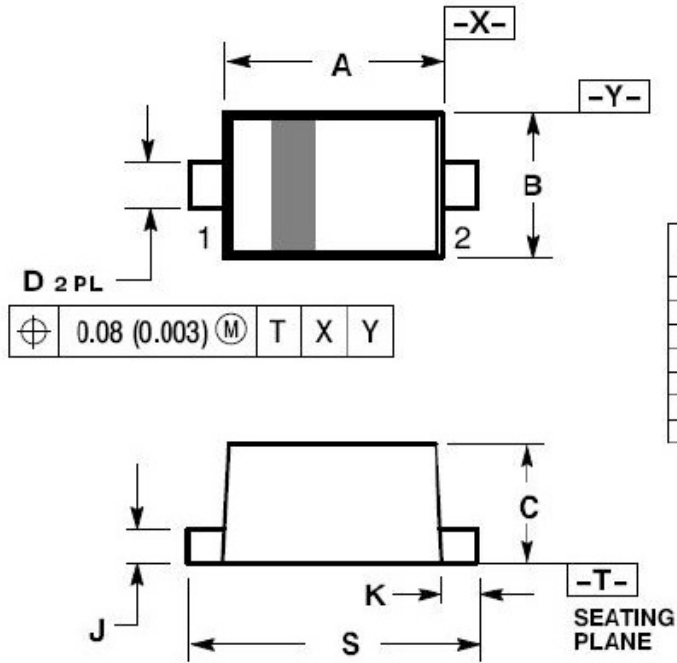


ESD Clamping
(-8kV Contact per IEC 61000-4-2)



PACKAGE OUTLINE & DIMENSIONS

YSDAxT1



DIM	MILLIMETERS			INCHES		
	MIN	NOM	MAX	MIN	NOM	MAX
A	1.10	1.20	1.30	0.043	0.047	0.051
B	0.70	0.80	0.90	0.028	0.032	0.035
C	0.50	0.60	0.70	0.020	0.024	0.028
D	0.25	0.30	0.35	0.010	0.012	0.014
J	0.07	0.14	0.20	0.0028	0.0055	0.0079
K	0.15	0.20	0.25	0.006	0.008	0.010
S	1.50	1.60	1.70	0.059	0.063	0.067

* SOLDERING FOOTPRINT

