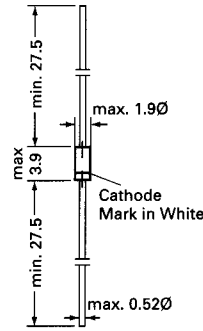


# ZPD 2.7 ... ZPD 51 SILICON PLANAR ZENER DIODES

## Silicon Epitaxial Planar Diode

The Zener voltages are graded according to the international E 24 standard. Smaller voltage tolerances and higher Zener voltages on request.



Glass case JEDEC DO-35

Dimensions in mm

## Absolute Maximum Ratings ( $T_a = 25\text{ }^\circ\text{C}$ )

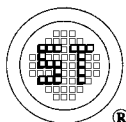
	Symbol	Value	Unit
Zener Current see Table "Characteristics"			
Power Dissipation at $T_{amb} = 25\text{ }^\circ\text{C}$	$P_{tot}$	500 <sup>1)</sup>	mW
Junction Temperature	$T_j$	175	$^\circ\text{C}$
Storage Temperature Range	$T_s$	-55 to + 175	$^\circ\text{C}$

<sup>1)</sup> Valid provided that leads are kept at ambient temperature at a distance of 8 mm from case

## Characteristics at $T_{amb} = 25\text{ }^\circ\text{C}$

	Symbol	Min.	Typ.	Max.	Unit
Thermal Resistance Junction to Ambient Air	$R_{thA}$	-	-	0.3 <sup>1)</sup>	K/mW

<sup>1)</sup> Valid provided that leads are kept at ambient temperature at a distance of 8 mm from case.



**SEMTECH ELECTRONICS LTD.**  
( wholly owned subsidiary of HONEY TECHNOLOGY LTD. )

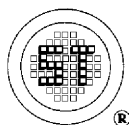


# ZPD 2.7 ... ZPD 51 SILICON PLANAR ZENER DIODES

Type	Zener Voltage range <sup>1)</sup>			Dynamic resistance			Temp. coeff. of Zener Volt. at $I_z=5\text{mA}$ $\alpha_{VZ} 10^{-4}/\text{K}$	Reverse Voltage at $I=100\text{nA}$ $V_R$ V	Admissible Zener Current <sup>2)</sup>	
	$V_{Znom}$ V	$I_{ZT}$ for $V_{ZT}^{(2)}$		$r_{zT}$ $\Omega$	$r_{zJK}$ at $I_{ZK}$				at $T_{amb}=45^\circ\text{C}$ $I_z$ mA	at $T_{amb}=25^\circ\text{C}$ $I_z$ mA
		mA	V		$\Omega$	mA				
ZPD2.7	2.7	5	2.5 ... 2.9	(<83)	<50	1	-9 ... -4	-	135	160
ZPD3	3.0	5	2.8 ... 3.2	(<95)	<500	1	-9 ... -3	-	117	140
ZPD3.3	3.3	5	3.1 ... 3.5	(<95)	<500	1	-8 ... -3	-	109	130
ZPD3.6	3.6	5	3.4 ... 3.8	(<95)	<500	1	-8 ... -3	-	101	120
ZPD3.9	3.9	5	3.7 ... 4.1	(<95)	<500	1	-7 ... -3	-	92	110
ZPD4.3	4.3	5	4.0 ... 4.6	(<95)	<500	1	-6 ... -1	-	85	100
ZPD4.7	4.7	5	4.4 ... 5.0	(<78)	<500	1	-5 ... +2	-	76	90
ZPD5.1	5.1	5	4.8 ... 5.4	(<60)	<480	1	-3 ... +4	>0.8	67	80
ZPD5.6	5.6	5	5.2 ... 6.0	(<40)	<400	1	-2 ... +6	>1	49	70
ZPD6.2	6.2	5	5.8 ... 6.6	(<10)	<200	1	-1 ... +7	>2	54	64
ZPD6.8	6.8	5	6.4 ... 7.2	(<8)	<150	1	+2 ... +7	>3	49	58
ZPD7.5	7.5	5	7.0 ... 7.9	(<7)	<50	1	+3 ... +7	>5	44	53
ZPD8.2	8.2	5	7.7 ... 8.7	(<7)	<50	1	+4 ... +7	>6	40	47
ZPD9.1	9.1	5	8.5 ... 9.6	(<10)	<50	1	+5 ... +8	>7	36	43
ZPD10	10	5	9.4 ... 10.6	(<15)	<70	1	+5 ... +8	>7.5	33	40
ZPD11	11	5	10.4 ... 11.6	(<20)	<70	1	+5 ... +9	>8.5	30	36
ZPD12	12	5	11.4 ... 12.7	(<20)	<90	1	+6 ... +9	>9	28	32
ZPD13	13	5	12.4 ... 14.1	(<25)	<110	1	+7 ... +9	>10	25	29
ZPD15	15	5	13.8 ... 15.6	(<30)	<110	1	+7 ... +9	>11	23	27
ZPD16	16	5	15.3 ... 17.1	(<40)	<170	1	+8 ... +9.5	>12	20	24
ZPD18	18	5	16.8 ... 19.1	(<50)	<170	1	+8 ... +9.5	>14	18	21
ZPD20	20	5	18.8 ... 21.2	(<50)	<220	1	+8 ... +10	>15	17	20
ZPD22	22	5	20.8 ... 23.3	(<55)	<220	1	+8 ... +10	>17	16	18
ZPD24	24	5	22.8 ... 25.6	(<80)	<220	1	+8 ... +10	>18	13	16
ZPD27	27	5	25.1 ... 28.9	(<80)	<250	1	+8 ... +10	>20	12	14
ZPD30	30	5	28 ... 32	(<80)	<250	1	+8 ... +10	>22.5	10	13
ZPD33	33	5	31 ... 35	(<80)	<250	1	+8 ... +10	>25	9	12
ZPD36	36	5	34 ... 38	(<90)	<250	1	+8 ... +10	>27	9	11
ZPD39	39	5	37 ... 41	(<90)	<300	1	+10 ... +12	>29	8	10
ZPD43	43	5	40 ... 46	(<100)	<700	1	+10 ... +12	>32	7	9.2
ZPD47	47	5	44 ... 50	(<100)	<750	1	+10 ... +12	>35	6	8.5
ZPD51	51	5	48 ... 54	(<100)	<750	1	+10 ... +12	>38	6	7.8

<sup>1)</sup> Tested with pulses  $t_p = 20$  ms.

<sup>2)</sup> Valid provided that leads are kept at ambient temperature at a distance of 8 mm from case.



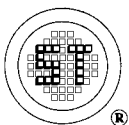
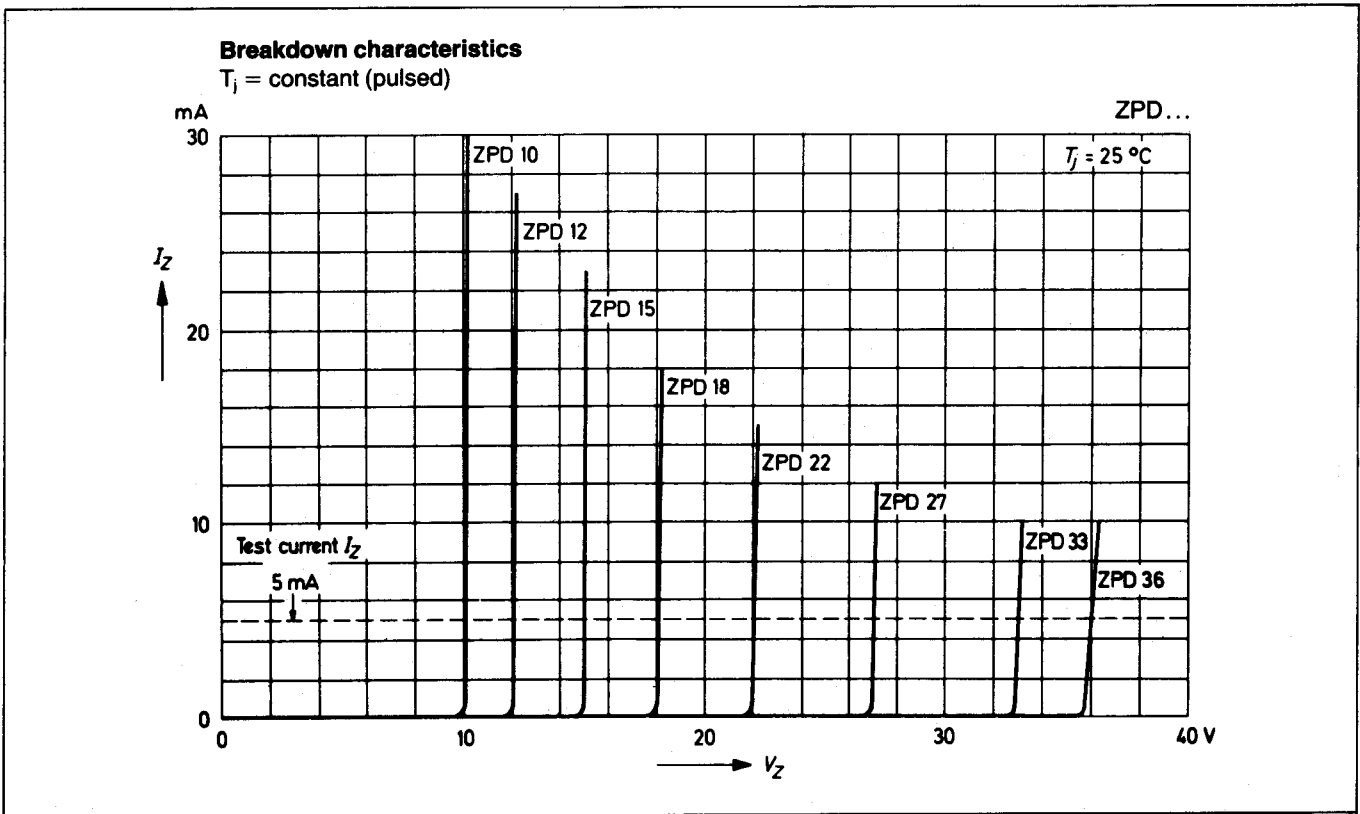
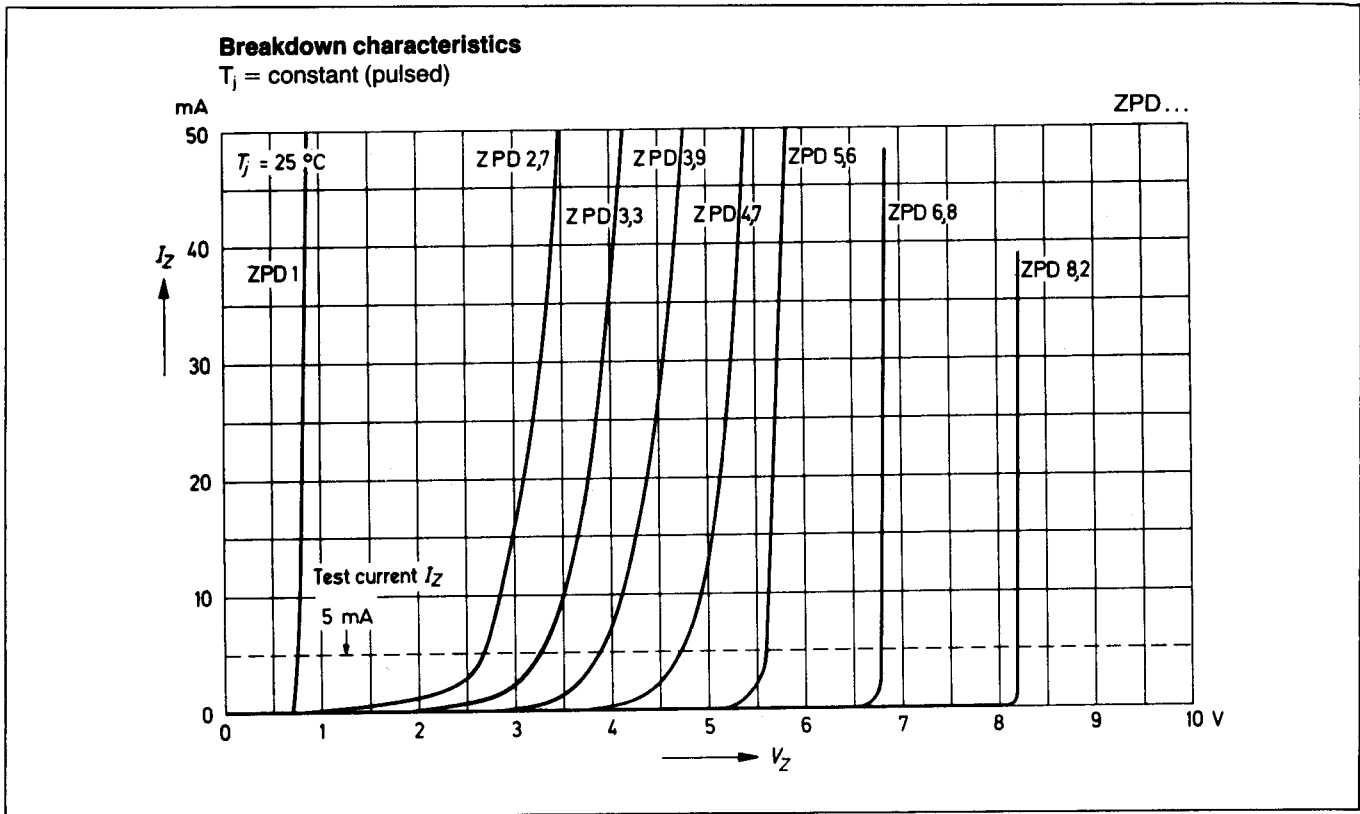
**SEMTECH ELECTRONICS LTD.**

( wholly owned subsidiary of HONEY TECHNOLOGY LTD. )



# ZPD 2.7 ... ZPD 51

## SILICON PLANAR ZENER DIODES



**SEMTECH ELECTRONICS LTD.**  
 ( wholly owned subsidiary of HONEY TECHNOLOGY LTD. )

