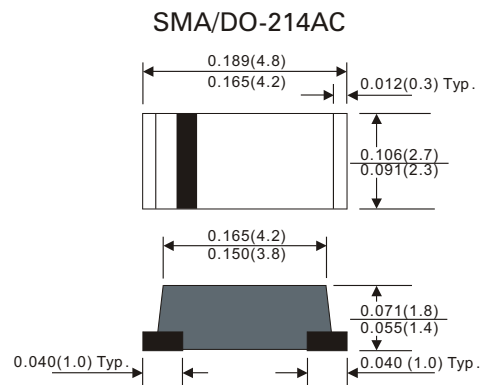


ZS4728A thru ZS4755A

SURFACE MOUNT ZENER TYPE



Dimensions in inches and (millimeters)

➔ FEATURES

- 1 Watt Power Dissipation
- High Voltages from 3.3~43v
- Designed for mounting on small surface
- Extremely thin/leadless package

➔ MECHANICAL DATA

Case : Molded plastic, JEDEC DO-214AC (SMA)
 Terminals : Solder plated, solderable per
 MIL-STD-750, Method 2026
 Polarity : Indicated by cathode band
 Mounting Position : Any
 Weight : 0.05gram (approx.)

➔ MAXIMUM RATINGS (at $T_A=25^{\circ}\text{C}$ unless otherwise noted)

PARAMETER	CONDITIONS	SYMBOL	Min.	Typ.	Max.	UNITS
Forward voltage	$I_F=200\text{mA}$	V_F			1.20	V
Power Dissipation		P_o			1000	mW
Forward surge current	8.3ms Single Half Sine-Wave Superimposed on Rated Load (JEDEC Method)	I_{FSM}			100	mA
Storage temperature		T_{STG}	-55		+125	$^{\circ}\text{C}$
Operating temperature		T_J	-55		+125	$^{\circ}\text{C}$

ZS4728A thru ZS4755A

SURFACE MOUNT ZENER TYPE

ELECTRICAL CHARACTERISTICS (at T_A=25°C unless otherwise noted)

Part No.	Marking code	Zener voltage	Test current	Zener Impedance			Leakage Current		Surge Current
		V _Z @I _{ZT}	I _{ZT}	Z _{TT} @ I _{ZK}	Z _{ZK} @ I _{ZK}	I _{ZK}	I _R	V _R	I _{surge}
		Volts	mA	OHMs	OHMs	mA	μA	Volts	mA
ZS4728A	Z3V3	3.3	76	10	400	1	150	1	1380
ZS4729A	Z3V6	3.6	79	10	400	1	100	1	1260
ZS4730A	Z3V9	3.9	64	9	400	1	100	1	1190
ZS4731A	Z4V3	4.3	58	9	400	1	50	1	1070
ZS4732A	Z4V7	4.7	53	8	500	1	10	1	970
ZS4733A	Z5V1	5.1	49	7	550	1	10	1	890
ZS4734A	Z5V6	5.6	45	5	600	1	10	2	810
ZS4735A	Z6V2	6.2	41	2	700	1	10	3	730
ZS4736A	Z6V8	6.8	37	3.5	700	1	10	4	660
ZS4737A	Z7V5	7.5	34	4.0	700	0.5	10	5	605
ZS4738A	Z8V2	8.2	31	4.5	700	0.5	10	6	550
ZS4739A	Z9V1	9.1	28	5.0	700	0.5	10	7	500
ZS4740A	Z10	10	25	7	700	0.25	10	7.6	454
ZS4741A	Z11	11	23	8	700	0.25	5	8.4	414
ZS4742A	Z12	12	21	9	700	0.25	5	9.1	380
ZS4743A	Z13	13	19	10	700	0.25	5	9.9	344
ZS4744A	Z15	15	17	14	700	0.25	5	11.4	304
ZS4745A	Z16	16	15.5	16	700	0.25	5	12.2	285
ZS4746A	Z18	18	14	20	750	0.25	5	13.7	250
ZS4747A	Z20	20	12.5	22	750	0.25	5	15.2	225
ZS4748A	Z22	22	11.5	23	750	0.25	5	16.7	205
ZS4749A	Z24	24	10.5	25	750	0.25	5	18.2	190
ZS4750A	Z27	27	9.5	35	750	0.25	5	20.6	170
ZS4751A	Z30	30	8.5	40	1000	0.25	5	22.8	150
ZS4752A	Z33	33	7.5	45	1000	0.25	5	25.1	135
ZS4753A	Z36	36	7.0	50	1000	0.25	5	27.4	125
ZS4754A	Z39	39	6.5	60	1000	0.25	5	29.7	115
ZS4755A	Z43	43	6.0	70	1500	0.25	5	32.7	105

NOTE : 5% tolerance of Zener voltage

ZS4728A thru ZS4755A

SURFACE MOUNT ZENER TYPE

RATING AND CHARACTERISTICS CURVES ZS4728A THRU ZS4755A

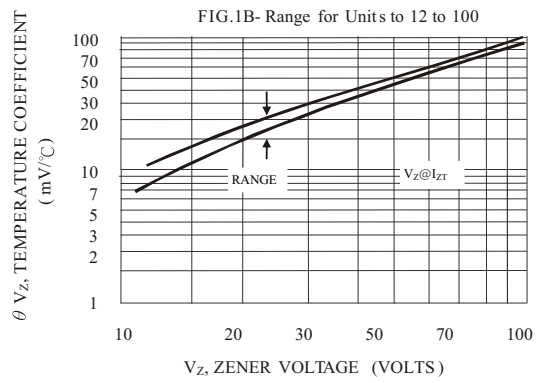
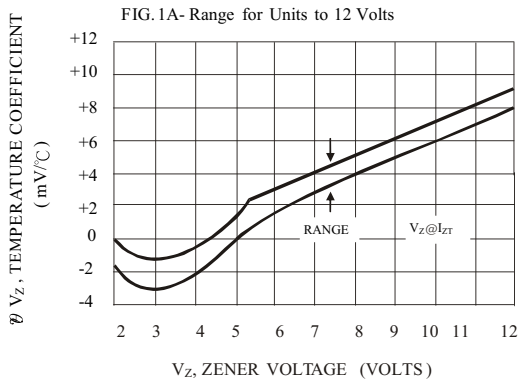


Figure 2. Temperature Coefficients (-55°C to +150°C temperature change; 90% of the units are in the ranges indicated.)

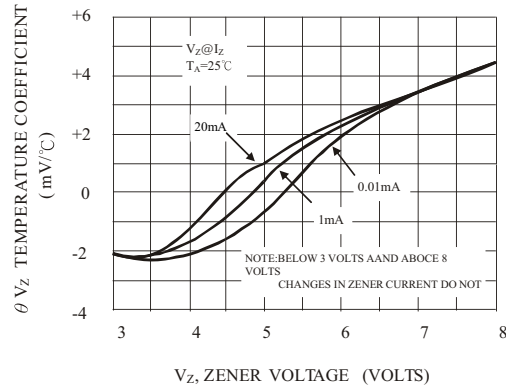
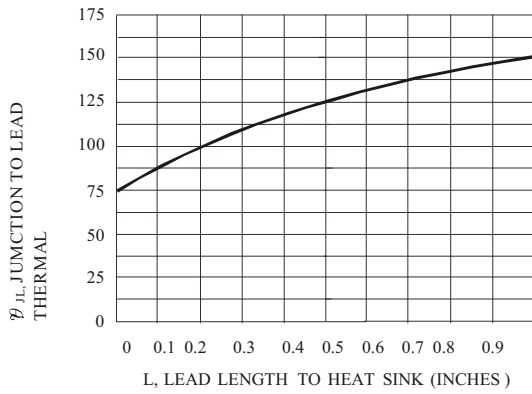


Figure 3. Typical Thermal Resistance versus Lead

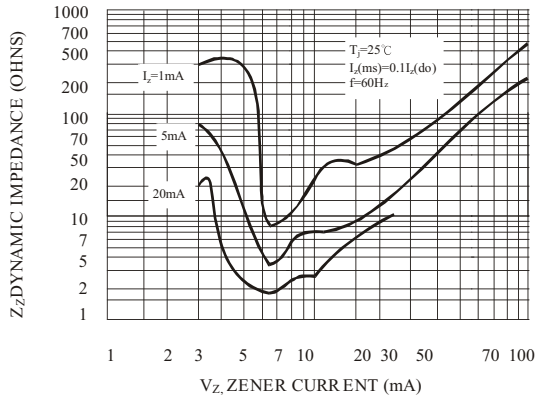


Figure 4. Effect of Zener Current

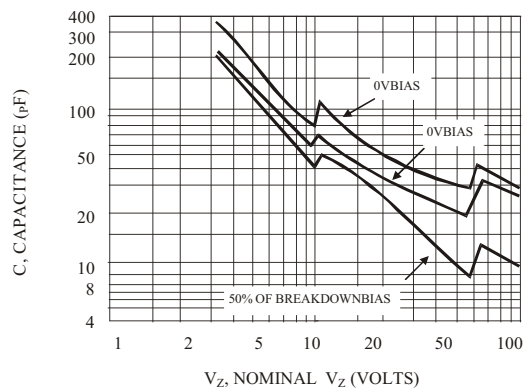


Figure 7 - Power Temperature Derating Curve

