

## 8 Channel Buffer Device

### DEVICE DESCRIPTION

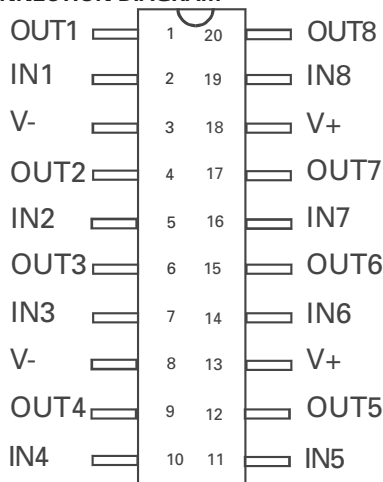
The ZXFBF08 is a low cost, high slew rate, octal buffer amplifier. Built using the Zetex CA700 technology, this buffer has a small signal bandwidth of greater than 100MHz and a 1 volt pk-pk bandwidth of greater than 20 MHz. Each channel draws only 1.9mA. The device operates from a  $\pm 5$  volt supply, which makes it ideal in a majority of applications.

This space saving buffer may be used in a wide variety of applications such as, video switching matrix, multi-channel instrumentation equipment, and A/D input buffer, etc.

### FEATURES AND BENEFITS

- 8 Buffers per package
- 100MHz bandwidth
- Low cost
- Low supply current (1.9mA per buffer)
- No thermal runaway
- 20 pin SOIC package

### CONNECTION DIAGRAM



### APPLICATIONS

- Video Switching Matrix input buffer
- Instrumentation
- Multi-channel A/D input buffer
- Multi-isolation buffer

PART NUMBER	PACKAGE	PART MARK
ZXFBF08W20	SOIC20W	ZXFBF08

### ORDERING INFORMATION

PART NUMBER	CONTAINER	INCREMENT
ZXFBF08W20TC	Reel 13"	1000

### RELATED PRODUCTS

ZXFBF04 4 Channel Buffer

ZXFBF05 4 Channel Buffer with high capacitance drive

ZXFBF25 4 Channel Buffer with output enable

# ZXFBF08

## ABSOLUTE MAXIMUM RATINGS

Voltage on any pin	20V (relative to V-)
Operating temperature range	0 to 70°C (de-rated for -40 to 85°C)
Storage Temperature	-55 to 125°C

## ELECTRICAL CHARACTERISTICS

Test Conditions: Temperature = 25°C, V<sub>+</sub> = 5.00, V<sub>-</sub> = -5.00V, R<sub>L</sub> = 1kΩ, C<sub>L</sub> = 10pF

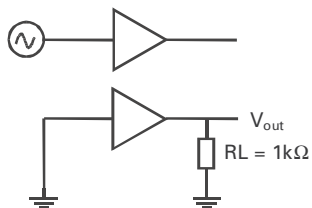
Parameter	Conditions	Min.	Typical	Max.	Units
Offset Voltage	V <sub>in</sub> = 0V	-15	-	15	mV
Offset Voltage Drift	V <sub>in</sub> = 0V		20		V/°C
Supply Current	All inputs = 0V		15	25	mA
Input Bias Current	V <sub>in</sub> = 0V	0.1	0.5	2.0	μA
Output Voltage	R <sub>L</sub> = 1kΩ R <sub>L</sub> = 10kΩ		±1 ±4		V
DC Gain	V <sub>in</sub> = ± 0.5V, R <sub>L</sub> = 1kΩ V <sub>offset</sub> = 0.0V	0.95	0.98	1.00	V/V
DC Gain	V <sub>in</sub> = ±0.5V, R <sub>L</sub> = 1kΩ V <sub>offset</sub> = 0.25V	0.95	0.99	1.00	V/V
Sink Current	V <sub>in</sub> = 0V, V <sub>out</sub> = 0.5V	1.0	2.2	5.0	mA
Source Current	V <sub>in</sub> = 0V, V <sub>out</sub> = -0.5V	6.0	9.0	12.0	mA
Input Resistance		10	20	100	MΩ
Output Resistance		5	10	15	Ω
Bandwidth	20mVp-p, 1.0Vp-p		100 20		MHz
Slew Rate			40		V/μs
Voltage Noise	10 – 100 kHz		15		nV/√Hz
Differential Gain NTSC	F = 3.58MHz, V <sub>in</sub> = 0.286Vp-p, DC ΔV <sub>in</sub> = 0 to 0.714V		0.1		%
Differential Phase NTSC			0.15		Degrees
Differential Gain PAL	F = 4.43MHz, V <sub>in</sub> = 0.286Vp-p, DC ΔV <sub>in</sub> = 0 to 0.714V		0.1		%
Differential Phase PAL			0.15		Degrees
Channel Isolation	V <sub>in</sub> = 370mVp-p, R <sub>L</sub> = 1kΩ F = 4 MHz		-60		dB

## NOTES

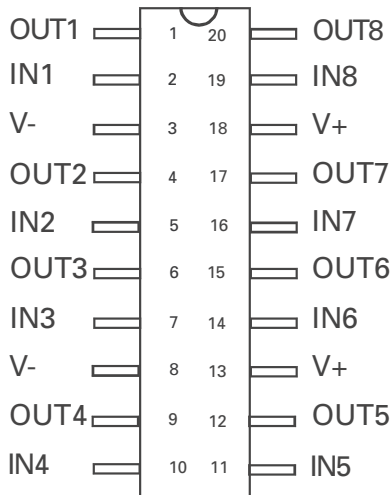
### Test circuit for measuring channel isolation.

Channel Isolation = 20 x LOG<sub>10</sub> (V<sub>out</sub> / V<sub>in</sub>) dB

V<sub>in</sub> = 370mV pk-pk,  
F = 4 MHz



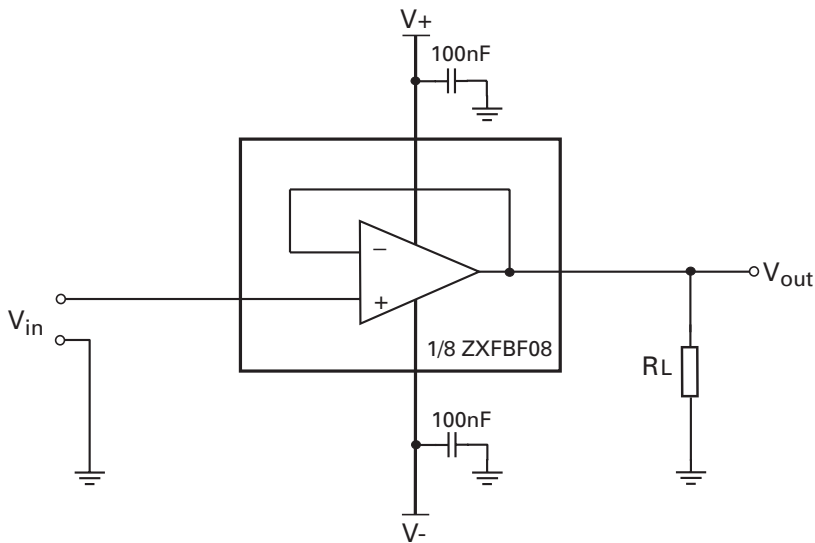
## PIN DESCRIPTION



OUT 1,2,3,4,5,6,7,8    Buffer outputs.  
 IN 1,2,3,4,5,6,7,8    Buffer Inputs.  
 V+                        Positive supply pin, +5 volts.  
 V-                        Negative supply pin, -5

## APPLICATION CIRCUIT

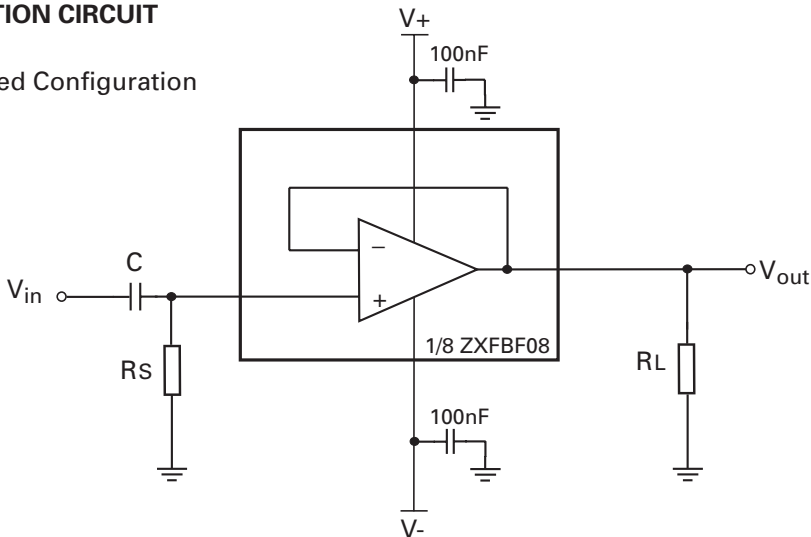
### DC Coupled Configuration



# ZXFBF08

## APPLICATION CIRCUIT

AC Coupled Configuration

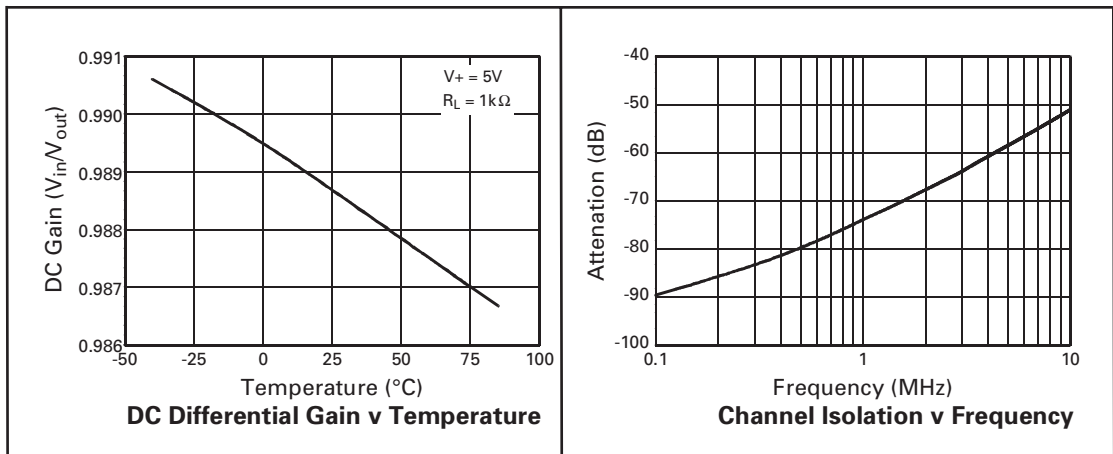


### NOTE.

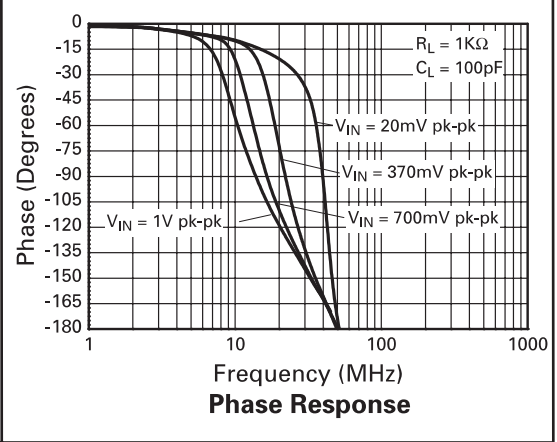
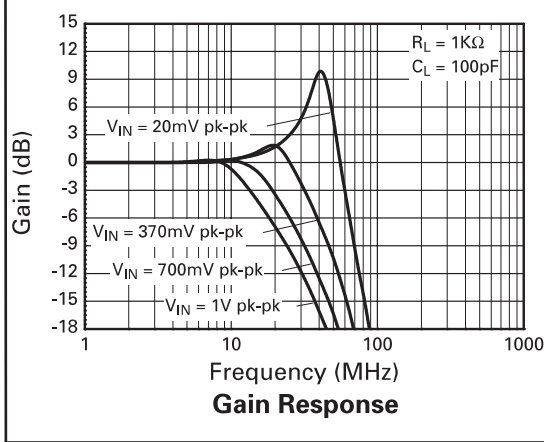
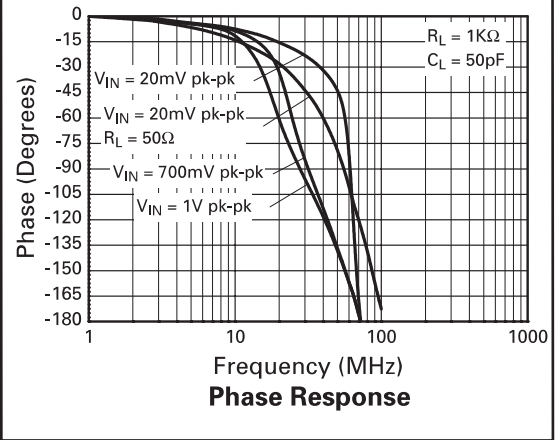
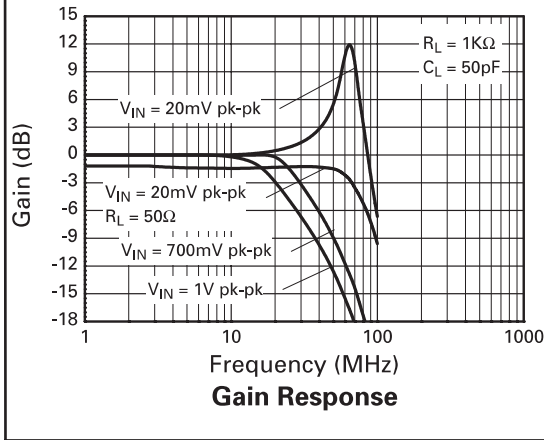
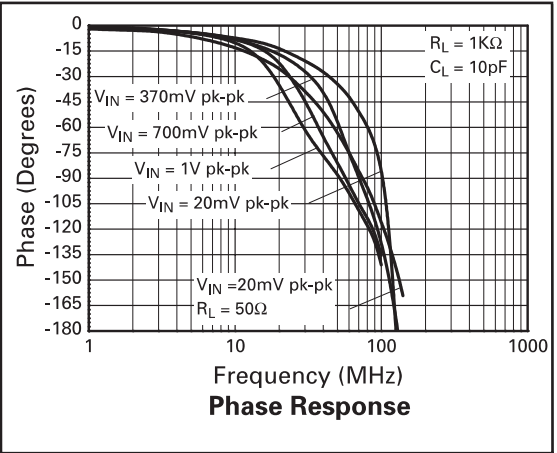
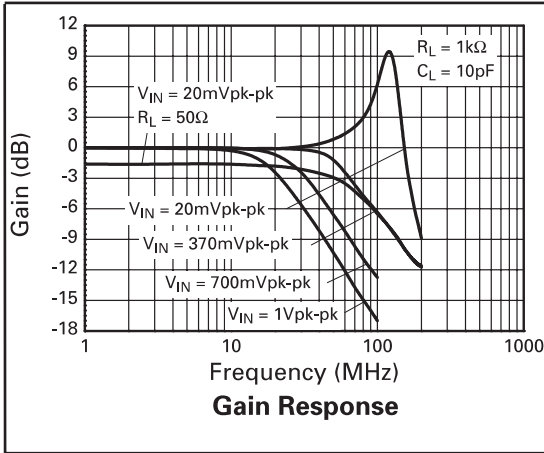
Rs: Source Resistor, provides DC bias for buffer input.  $R_s \leq 10k\Omega$

Both 100nF decoupling capacitors should be situated close to device supply pins.

## TYPICAL CHARACTERISTICS



## TYPICAL CHARACTERISTICS

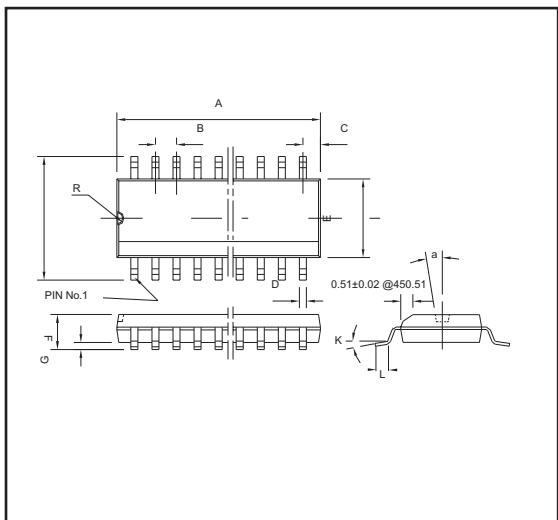


Test Conditions:  $V_+ = 5V$ , Temperature =  $25^\circ C$ .

# ZXFBF08

## PACKAGING INFORMATION

### SOIC 20 Lead



DIM	Millimetres		Inches	
	Min	Max	Min	Max
A	12.65	12.85	0.498	0.506
B	1.27	—	0.05	—
C	0.66	—	0.026	—
D	0.36	0.46	0.014	0.018
E	7.40	7.60	0.291	0.299
F	2.44	2.64	0.096	0.104
G	0.10	0.30	0.004	0.012
H	0°	7°	0°	7°
I	0.23	0.28	0.009	0.011
J	10.11	10.51	0.398	0.414
K	0°	8°	0°	8°
L	0.51	1.01	0.02	0.04
R	0.63	0.89	0.025	0.035
a	7°BSC		7°BSC	



# ZETEX

Zetex plc.

Fields New Road, Chadderton, Oldham, OL9-8NP, United Kingdom.

Telephone: (44)161 622 4422 (Sales), (44)161 622 4444 (General Enquiries)

Fax: (44)161 622 4420

Zetex GmbH  
Streitfeldstraße 19  
D-81673 München  
Germany  
Telefon: (49) 89 45 49 49 0  
Fax: (49) 89 45 49 49 49

Zetex Inc.  
47 Mall Drive, Unit 4  
Commack NY 11725  
USA  
Telephone: (631) 543-7100  
Fax: (631) 864-7630

Zetex (Asia) Ltd.  
3701-04 Metroplaza, Tower 1  
Hing Fong Road,  
Kwai Fong, Hong Kong  
Telephone: (852) 26100 611  
Fax: (852) 24250 494

These are supported by  
agents and distributors in  
major countries world-wide  
© Zetex plc 2000

Internet: <http://www.zetex.com>

This publication is issued to provide outline information only which (unless agreed by the Company in writing) may not be used, applied or reproduced for any purpose or form part of any order or contract or be regarded as a representation relating to the products or services concerned. The Company reserves the right to alter without notice the specification, design, price or conditions of supply of any product or service.