

MS-208-3





MS-208-3

Ultraminiature Reed Sensor

Electrical Characteristics		@ 25 °C
Contact form		A
Contact rating max.	W / VA	5
Switching voltage max.	VDC	175
	VAC	140
Switching current max.	A	0.35
	Carry current max.	A
Breakdown voltage min.	VDC	230
Total resistance max. (initial)	mΩ	500
Insulation resistance min.	Ω	10 ⁶

Features
<ul style="list-style-type: none"> > Ultra miniature size > Not ESD sensitive > Various sensitivity ranges available

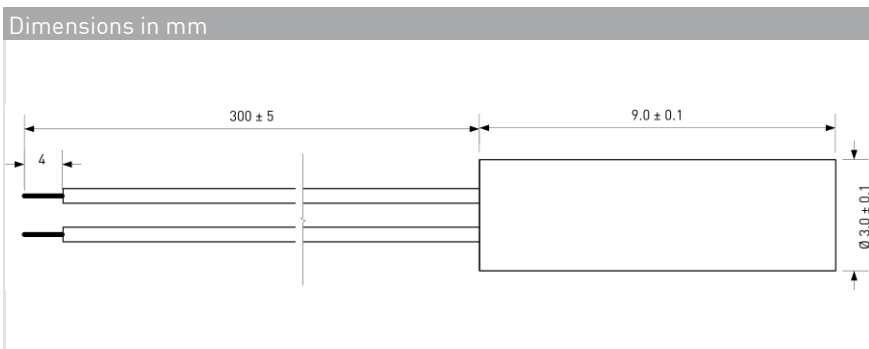
Magnetical Characteristics (of unmodified Reed Switch)		@ 25 °C
Pull in range available	AT	5 - 15
Drop out min.	AT	2
Test coil	TC	004
Test equipment tolerance	± AT	1

Approvals
 

Operating Characteristics (of unmodified Reed Switch)		@ 25 °C
Switching frequency max.	Hz	500
Resonant frequency typ.	Hz	21300
Operate time max. (incl. bounce)	ms	0.35
Release time max.	ms	0.2

Environmental Characteristics	
Operating temperature	°C -20 to +85
Vibration (50-2000 Hz)	g 10
Shock (1/2 sin 11 ms)	g 30

© PIC GmbH



Ordering Information	
Packing Unit	50 pcs
Weight per piece	1.55 g
Weight per package	85 g
Standard AT Ranges	
0 =	5 to 10 AT
1 =	10 to 15 AT

Ordering Example
 MS208310300 describes
 MS-208-3 with 10-15 AT and 300 mm cable
 length

MS-208-3



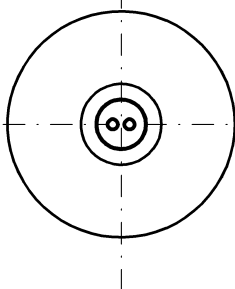
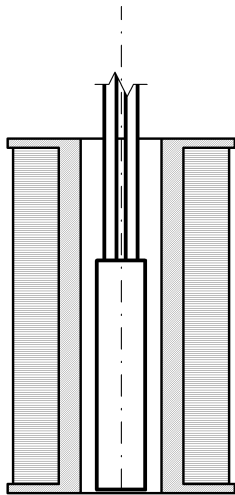
MS-208-3

Ultraminiature Reed Sensor

Material Information

	Material	Colour
Housing	ABS	black
Cable	UL 1685, AWG 30, 4 mm stripped and tinned	black

Test Procedure of final Reed Sensor



Test Coil placed in vertical position

Reed Sensor centered in Test Coil

Reed Sensor aligns with bottom line

Test Parameters

Test coil	TC- 093
Test programs	
AT range	Test program
0 =	-0
1 =	-1

Remarks

When mounted onto ferromagnetic parts switching distance of MS-208-3 may reduce.
Electromagnetical influences and magnetic fields may change the switching behaviour of the sensor.