

■ **Features**

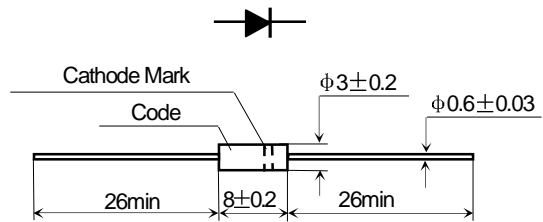
- Supersmall size
- High reliability
- High speed switching

■ **Applications**

- Rectification for high voltage power supply of color T.V.
- Rectification for high voltage power supply of CRT display.
- Rectification for high voltage power supply of V.T.R camera.
- Others

■ **Outline Dimensions and Mark**

Unit: mm



Type	Code	Cathode Mark
2CL70	T-70	⋈
2CL71	T-71	⋈

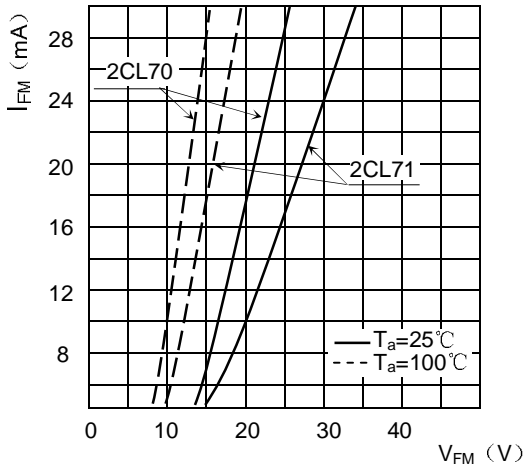
■ **Limiting Values (Absolute Maximum Rating)**

Item	Symbol	Unit	2CL70	2CL71
Repetitive Peak Reverse Voltage	V_{RRM}	kV	6	8
Non-Repetitive Peak Reverse Voltage	V_{RSM}	kV	8	10
Average Forward Current	$I_{F(AV)}$	mA	5	(50Hz Half-sine wave, Resistance load, $T_a=25^\circ\text{C}$)
Surge(Non-repetitive)Forward Current	I_{FSM}	A	0.5	(50Hz Half-sine wave, 1cycle, $T_a=25^\circ\text{C}$)
Operating Ambient Temperature	T_a	$^\circ\text{C}$	-40 ~ +100	
Storage Temperature	T_{stg}	$^\circ\text{C}$	-40 ~ +120	
Virtual Junction Temperature	$T_{(V)}$	$^\circ\text{C}$	120	

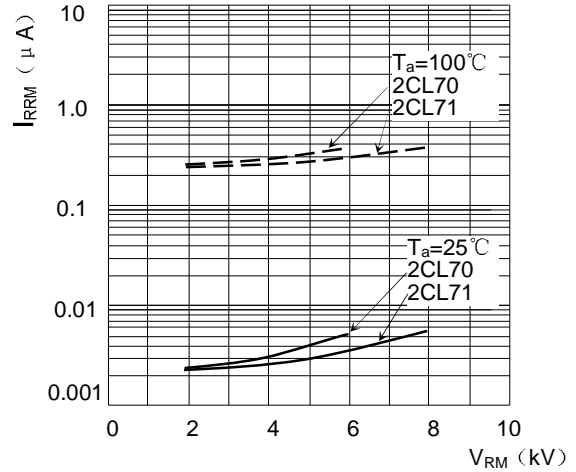
■ **Electrical Characteristics** ($T_a=25^\circ\text{C}$ Unless otherwise specified)

Item	Symbol	Unit	Test Condition	Max	
				2CL70	2CL71
Peak Forward Voltage	V_{FM}	V	$I_{FM}=10\text{mA}$	24	30
Peak Reverse Current	I_{RRM1}	μA	$V_{RM}=V_{RRM}$	$T_a=25^\circ\text{C}$	2
	I_{RRM2}			$T_a=100^\circ\text{C}$	5
Reverse Recovery Time	t_{rr}	μs	$I_F=2\text{mA}$ $I_{RM}=4\text{mA}$	0.08	

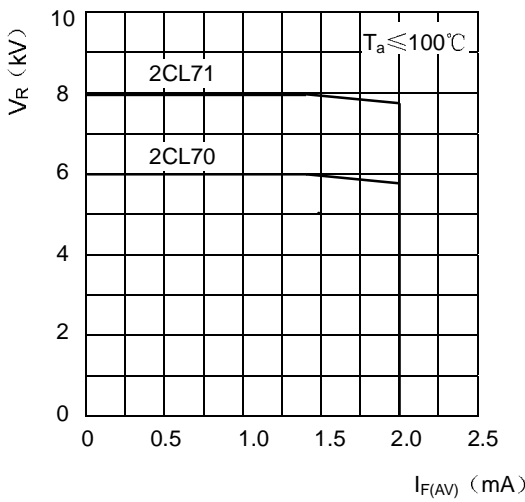
■ Characteristics(Typical)



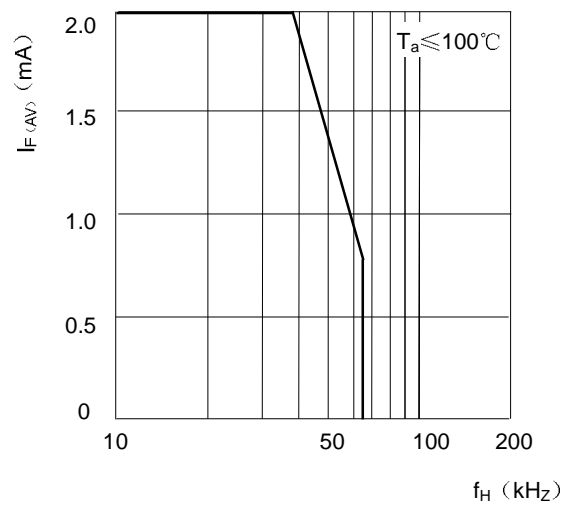
Forward Characteristics



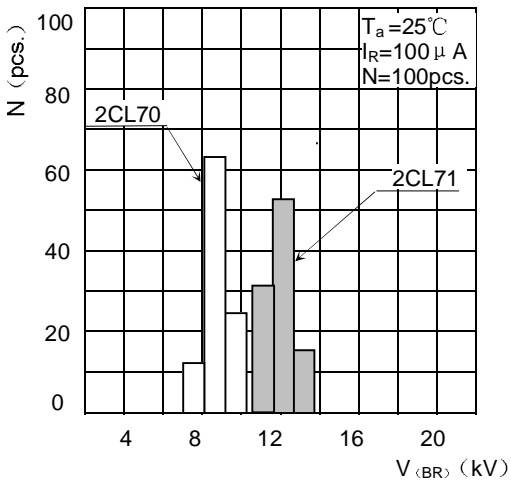
Reverse Characteristics



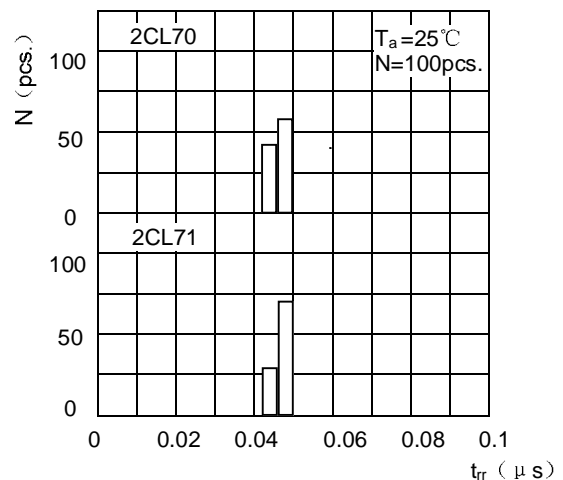
$V_R - I_{F(AV)}$ Curve



$I_{F(AV)} - f_H$ Curve



Breakdown Voltage Distribution



Reverse Recovery Time Distribution